


**2010-2011  
Cameron County Criminal Justice Community Plan**



**Program Development and Management Department  
1100 East Monroe Street, Room 105  
Brownsville, Texas 78520  
PH: (956) 544-0828**

## **INTRODUCTION**

### **I. Mission Statement**

The Cameron County Community Planning, Group was established to help reduce crime in Cameron County to the best of its abilities and resources. The group's common goal is to access all available funding resources and programs and maximize funding by making sure all funds earmarked for the Cameron County region are effectively used and spent within the region.

### **II. The Community Planning Group**

The Cameron County Community Planning Group was established in 1996 in response to the Governor's Office Criminal Justice Division's community plan requirements for grant applications. The purpose of this plan is to identify the community's criminal justice needs, and to develop goals and strategies to address them.

The group's membership is comprised of representatives from law enforcement, courts and prosecution, probation, and agencies dealing with education, health, and social services. The members all have extensive experience in their fields and have the expertise required to identify needs and offer solutions.

The Cameron County Program Development and Management Department (PD & M), serves as the lead agency in the development of the plan. PD & M staff assembled the final document using oral and written recommendations from the Community Planning Group.

The plan is revised each year and is still evolving. We believe that the plan is a true reflection of the community's criminal justice needs and that the implementation of the programs and services listed in the plan will enhance the quality of life in our community.

### **III. Priority Issues**

A Community Plan meeting was held on October 22, 2009 to review the sections of the Community Plan related to the following issues:

1. Drug Related Crime
2. Violent Crime
3. Juvenile Crime
4. Crime and Drug Prevention
5. Technology/Public Safety
6. White Collar Crime and Public Integrity Crime

The Community Plan was presented to Commissioners Court for approval in November 2009, after the group members were given an opportunity to review and approve the proposed changes.

#### **IV. Organization of the Plan**

The first two sections of the plan are an Introduction and a Community Profile. These are followed by a section for each of the issues identified as priorities in the plan. The section for each priority issue contains the following elements:

- Identification of Needs;
- Identification of Resources;
- Coordination of Resources;
- Goals and Strategies;
- Gaps in Services; and
- Program Measures

#### **V. Community Planning Group Members**

The 2010 – 2011 Community Planning Group members are listed below:

- Mary Ann Alaniz, Texas State Technical College Police Department
- Korina Barraza, Domestic Violence Unit, Cameron County D.A.'s Office
- Veronica Casas, Family Crisis Center, Inc.
- Lillie Champion, Friendship of Women, Inc.
- Lonnie Cook, Laguna Vista Police Department
- Anna De La Cruz, Family Crisis Center, Inc.
- Guadalupe Fuentes, Cameron County Juvenile Justice Department
- Rene Garza, Special Operations Group, Cameron County D.A.'s Office
- George Gomez, San Benito Police Department
- Rose M. Gomez, Cameron County Juvenile Justice Department
- James Harris III, Los Fresnos Police Department
- Martha Hernandez, South Padre Island Police Department
- Ricky Hernandez, San Benito CISD Police Department
- John Keener, Cameron County Precinct 3 Constable's Office
- Hector Leal, Harlingen Police Department
- Hilda Lund, Cameron County Program Development & Management Department
- Daniel E. Marchan, Port Isabel Police Department
- Rosie Mendoza, Victim Assistance Program, Cameron County D.A.'s Office
- Marco Morales, Brownsville Independent School District Police Department
- Gloria Ocampo, Friendship of Women, Inc.
- Rosie Perez, Lower Rio Grande Valley Development Council
- Angela Ramirez, Cameron County Precinct 5 Constable's Office

- Sandra Ramirez, San Benito Police Department
- Rachel Rocha, South Padre Island Police Department
- Annie Romero, Cameron County Juvenile Justice Department
- Cris Salinas, Valley Aids Council (VAC) Substance Abuse Services
- Jorge Salinas, Valley Aids Council (VAC) Substance Abuse Services
- Elizabeth Shull, Cameron County Children's Advocacy Center
- George Stukey, South Padre Island Police Department
- David Valdez, Modern View Clinical Services
- Claudia Wood, Lower Rio Grande Valley Development Council

## **SECTION 2**

### **COMMUNITY PROFILE**

#### **I. Cameron County**

Cameron County is the southernmost County in Texas. It is bordered by Mexico on the South, Willacy County on the North, Hidalgo County on the West and the Gulf of Mexico on the East. It covers a land area measuring 906 square miles and its County seat is the City of Brownsville, which is also the largest city. Other large cities include Harlingen, San Benito, La Feria, Port Isabel, and South Padre Island.

The population of Cameron County is 387,717 according to the 2006 U.S. Census estimate, and it is one of the fastest growing areas in the nation. From 1990 to 2006, the population grew by 49%. The racial composition is 87.9% White, 0.1% Black or African American, 0.29% Native American, 0.8% Asian, 0.1% Pacific Islander, 9.7% from other races, and 1.19% is from two or more races. Hispanics and Latinos of any race comprise 86.1% of the population.

Cameron County is one of the poorest areas in the nation. According to the 2006 U.S. Census estimate, 35.9% of individuals live below the poverty level. The median household income is \$27,672, and the median family income is \$28,807 (2006 U.S. Census Estimate). Many residents live in colonias, illegal subdivisions with substandard housing and often without electricity or running water. The most recent labor market data shows an unemployment rate of 5.6% compared to the State rate of 4.1%.

#### **II. Crime Statistics**

The effects of rapid population growth, lack of economic opportunity, and the high incidence of poverty are reflected in the County's crime related data. In 2008, 4,411 felony cases were submitted to the Cameron County District Attorney's Office. Of this number, 1,800 were violent crime cases. A total of 2,337 protective orders were

processed and there were 67 violations of protective orders. Victim Assistance services were provided to 2,273 victims of crime in 2008.

**SECTION 3**

**DRUG RELATED CRIME**

**I. Identification of Needs**

As a border community, Cameron County and the rest of the Rio Grande Valley are prime locations for drug trafficking activity. As a result, our court system is constantly backlogged with an overflow of drug cases.

**Drug Cases Files with the Cameron County District Attorney\***

<u>Degree</u>	<u>2004</u>	<u>2005</u>	<u>2006</u>	<u>2007</u>	<u>2008</u>
Felony	798	883	946	561	797
Misdemeanor	815	1,044	1,032	885	1,031
<b>Total Cases Filed</b>	<b>1,613</b>	<b>1,927</b>	<b>1,978</b>	<b>1,446</b>	<b>1,828</b>

**Juvenile Drug Case Referrals\***

<u>Degree</u>	<u>2005</u>	<u>2006</u>	<u>2007</u>	<u>2008</u>
Felony	77	93	118	86
Misdemeanor	214	212	317	274
<b>Total Cases Filed</b>	<b>291</b>	<b>305</b>	<b>435</b>	<b>360</b>

**\* Note - These numbers are additional to and apart from the other drug case table listed above.**

The need for funding for the following types of programs were identified under this category:

1. Programs to train local law enforcement officers in drug interdiction.
2. Programs to apprehend and prosecute drug traffickers, including pre-trial diversion, divert court, and deferred adjudication for first time offenders.
3. Programs to establish courts to prosecute drug traffickers.
4. In-Patient and out-patient programs to treat substance abuse.
5. Programs to set-up K-9 Units.

6. Programs to provide and/or share police and law enforcement equipment with police in small municipalities and rural areas to assist in the reduction of drug related crime.
7. Programs that provide education and awareness of drugs that are being utilized to facilitate date rape and intervention services for victims of this type of crime.
8. Programs to establish a centralized clearinghouse for data collection and program evaluation.
9. Programs to educate juveniles/minors of drug trafficking consequences.
10. A local facility and equipment for the proper disposal of drugs that are confiscated in the region.
11. Programs to provide funding for surveillance equipment to address auto theft used in drug trafficking crimes.
12. Programs to purchase specialized law enforcement equipment for drug interdiction.

## **II. Identification of Resources**

Resource agencies that are addressing drug related crime include:

- Local Police Department
- Local Federal Agencies
- Cameron County Sheriff's Department
- Cameron County Constables
- Cameron County District Attorney's Special Operations Group
- Cameron County Juvenile Justice Department
- Cameron County Community Supervision and Corrections
- Brownsville Independent School District's State Compensatory/At Risk/UII Department
- Harlingen Consolidated Independent School District's Substance Abuse and Violence Education Expansion Program
- San Benito Consolidated Independent School District At Risk and Safe Schools/Healthy Students Program
- Brownsville Weed and Seed Graduated Site
- Palmer Drug Abuse Program (PDAP)
- Exodus Project Counseling Center
- Healthy Communities of Brownsville
- Mothers Against Drunk Driving (MADD)
- The Cameron County Recovery Center
- Recovery Center of Cameron County
- Rio Grande Valley Council, Inc.
- Communities in Schools
- PROJECT ADVANCE! Educational Learning Center, Inc.
- Loaves and Fishes of the Rio Grande Valley, Inc.

- Friendship of Women, Inc.
- Family Crisis Center
- Victory Outreach
- Local Colleges and Universities
- Valley Aids Council (VAC) Substance Abuse Services

### **III. Coordination of Resources**

Many of these agencies work together as a matter of course, with sharing information and making referrals being the most common forms of coordination. The following are some examples of existing coordination:

1. The Cameron County District Attorney's Office and its Special Operations Group often works closely with local law enforcement agencies as well as valley-wide law enforcement agencies, including but not limited to the Texas Department of Public Safety, U.S. Customs, U.S. Drug Enforcement Agency, U.S. Immigration and Naturalization Service, U.S. Border Patrol, and Bureau of Alcohol Tobacco and Fire Arms, when working on cases.
2. The Recovery Center of Cameron County provides substance abuse treatment as well as substance abuse prevention and early intervention services. It coordinates its services with the Cameron County Community Supervision and Corrections Department, Cameron County Community Clinic, Family Outreach, Child Protective Services (CPS), Palmer Drug Abuse Program, and the State of Texas Mental Health-Mental Retardation Department.
3. The Cameron County Community Supervision and Corrections Department provides a corrections organization, programs, and services to make the most effective use of available resources to protect the public, enhance the integrity of the law and maintain the offender as a contributing member of society. It coordinates its services with a wide range of entities, including but not limited to law enforcement departments, court systems, district attorney's offices, social service agencies, health service providers, and employment agencies.
4. Palmer Drug Abuse Program (PDAP) works closely with Cameron County Adult and Juvenile Probation by providing 12 step drug-counseling programs, free of charge, to adults and youths. In addition PDAP works with numerous community organizations including BISD, Friendship of Women, Inc., Child Protective Services (CPS) and other agencies, assesses individuals referred to the program and makes the appropriate referrals for individuals or group counseling, in-patient treatment for those who require such services, or other services that may need the individual.
5. PROJECT ADVANCE! Educational Learning Center, Inc., is a non-profit corporation which provides various types of services. With respect to substance

abuse, it provides a structure that delivers services for early intervention through four major components: AA 12Steps, mentoring/tutoring, counseling, outreach and support. It coordinates these services with local school districts, local law enforcement departments, the Cameron County District Attorney's Office, the Cameron County Adult Probation Department, and the Cameron County Juvenile Probation Department as well as social service agencies.

6. Loaves and Fishes of the Rio Grande Valley is a faith based, non-profit organization that helps restore broken lives by feeding the hungry, sheltering the homeless, providing job training and job placement services, and providing monetary and non-monetary aid to persons in need. With respect to substance abuse, it operates programs that provide evaluation and coordinates services with local law enforcement departments, community awareness groups, local school districts, and after school programs that address drinking and youth related substance abuse.
7. The Cameron County Juvenile Probation Department works in partnership with community based agencies that address substance and behavior issues. Cameron County Juvenile Justice Department also coordinates with local school districts in order to provide the maximum level of services.
8. Friendship of Women, Inc. is a non-profit organization (501c3) established to provide intervention and prevention services to victims of family violence and/or sexual assault. It also provides educational classes on Drug Facilitated Sexual Assault (Date Rape) as well as intervention services for victims of this crime. It coordinates its services with local law enforcement agencies; the Cameron County District Attorney's Office; and other social service agencies.
9. Valley Aids Council (VAC) Substance Abuse Services works closely with the Cameron County Juvenile Justice Department, school districts, and other agencies in Cameron County to provide substance abuse prevention, intervention, and licensed treatment services. VAC provides these services through utilization of evidence based practices and interventions. VAC works with adolescents, their families, and adults to prevent, intervene, and treat addiction.
10. Family Crisis Center, Inc., is a non-profit organization established to provide intervention/prevention services to victims and families of domestic violence, dating violence, and sexual assault. Educational services are provided to the community and services are coordinated with local and federal law enforcement agencies, the Cameron County District Attorney's Office, and other social service organizations to bring awareness to the issue of Date Rape (drug induced sexual assaults).

#### **IV. Goals and Strategies**

The goals for dealing with drug related crime are as follows:

1. To identify and eliminate drug trafficking organizations, individuals and the incidence of drug-related crime in Cameron County.
2. To apprehend and prosecute drug offenders more effectively and efficiently through pre-trial diversion, divert court, and/or deferred adjudication for first time offenders.
3. To establish programs to treat substance abuse, including in-patient and out-patient treatment.
4. To properly equip law enforcement agencies in small municipalities and rural areas.
5. To identify and increase the awareness of drug free zone areas.
6. To identify and obtain grants that assist local school districts with law enforcement agencies and mental health agencies.
7. To increase public awareness of drugs that are being utilized to facilitate date rape and to provide intervention services for victims.
8. To provide ongoing evaluation of local programs to improve program implementation.
9. To provide for accurate and efficient data collection, data compilation, and data sharing.
10. To set up a local facility and equipment for the proper disposal of confiscated drugs.
11. To provide surveillance equipment to address auto theft used in drug trafficking crimes.
12. To acquire specialized law enforcement equipment for drug interdiction.
13. To educate juveniles/minors of drug trafficking consequences.

The strategies for dealing with drug related crime are as follows:

1. Establish multi-agency drug enforcement task forces to apprehend drug offenders.
2. Raise awareness of and involvement of drug related issues in the community, especially in the rural areas.
3. Establish training programs to train local law enforcement agencies in drug interdiction.
4. Establish training programs to train local law enforcement agencies in identifying, infiltrating and eliminating drug trafficking organizations.
5. Establish drug impact courts to prosecute drug related cases only.
6. Establish K-9 Units to aid in the apprehension of drug dealers and traffickers.
7. Establish programs to provide and/or share police and law enforcement equipment with police in small municipalities and rural areas.
8. Establish programs to identify drug free zones and to create maps showing the identified drug free zones.

9. Establish in-patient and out-patient substance abuse treatment programs.
10. Establish programs that increase public awareness of drugs that are being utilized to facilitate date rape and which provide intervention services for victims of this type of crime.
11. Establish a centralized clearinghouse for data collection and program evaluation.
12. Establish pre-trial diversion programs, divert courts, and deferred adjudication programs to apprehend and prosecute drug offenders more effectively and efficiently.
13. Establish programs to assist local school districts with law enforcement and social service agencies.
14. Establish a local facility and equipment for the proper disposal of confiscated drugs.
15. Provide law enforcement departments with surveillance equipment to address auto theft used in drug trafficking crimes.
16. Provide law enforcement departments with specialized equipment for drug interdiction.
17. Establish programs to educate juveniles and minors of drug trafficking consequences.

## **V. Gaps in Services**

The existing gaps in services include:

1. Funding for the operation multi-agency drug enforcement task forces.
2. Funding for training of local law enforcement agencies in drug interdiction and the identification and elimination of drug trafficking organizations.
3. Funding for the prosecution of drug offenders that includes pre-trial diversion programs, divert court, and deferred adjudication for first time offenders.
4. Funding for the operation of drug courts.
5. Funding for setting up in-patient and out-patient alcohol and substance abuse programs.
6. Funding to set-up drug detector and bomb K-9 Units.
7. Funding for the purchase of police and law enforcement equipment.
8. Funding to identify drug free zones, set-up street signs and create maps showing drug free zone areas.
9. Funding for programs that provide education and awareness of the drugs that are being utilized to facilitate date rape and that provide intervention services for victims of this type of crime.
10. Funding to set-up a county wide clearinghouse for data collection and program evaluation.
11. Funding for programs to identify and obtain grants that assist local school districts with law enforcement and social service agencies.
12. Funding for programs to educate juveniles and minors of drug trafficking consequences.
13. Funding for establishing a fully equipped facility for the proper disposal of drugs

that are confiscated in the region.

14. Funding to provide surveillance equipment to address auto theft in drug trafficking areas.
15. Funding to provide specialized law enforcement equipment for drug interdiction.

## **VI. Program Measures**

### **A. Output Measures**

1. Operate programs to apprehend drug traffickers.
2. Operate programs to treat substance abuse.
3. Operate programs to identify drug free zones.
4. Operate programs to prosecute drug traffickers.
5. Operate programs to educate youths and adults about substance abuse.

### **B. Outcome Measures**

1. Reduce the number of targeted trafficking organizations from three to one.
2. Increase the number of persons receiving substance abuse counseling by 10%.
3. Reduce the number of referrals for violations in drug free zones by 3%.
4. Increased knowledge of negative effects of drug use.

## **SECTION 4**

### **VIOLENT CRIME**

#### **I. Identification of Needs**

There is a high incidence of violent crime in Cameron County. In 2008, there were 1,800 violent crime cases filed with the Cameron County District Attorney's Office. Of this number, 23 were homicide; 489 were adult physical assault; 214 were child physical assault; 39 were adult sexual assault; 217 were child sexual assault; 153 were robbery; and 330 were for other causes. From this caseload, the Cameron County District Attorney's Office provided victim assistance services to 2,273 victims.

CASA of Cameron and Willacy Counties, Inc. served more than 300 abused and neglected children in 2007, and placed 50 children in safe, nurturing, permanent homes. The remainder of the children being served still have their case in the court system.

The need for funding for the following types of programs were identified under this category:

1. Programs to provide direct and/or referral services, including treatment, to victims of violent crime.
2. Programs to provide state certified services to victims of family violence and sexual abuse.
3. Programs to provide state certified battery intervention, prevention, and treatment for violent offenders and sexual perpetrators;
4. Programs to provide housing and employment opportunities for victims of family violence.
5. Programs to purchase workbooks, videos, pamphlets, and other outreach materials to counsel and educate victims and their family members about sexual assault and family violence.
6. Programs to set-up individual counseling and support groups for adult and child victims of sexual abuse and family violence.
7. Programs to purchase workbooks, videos, pamphlets, and educational and outreach materials for public education and awareness on the prevention of child abuse and neglect.
8. Programs to educate families on the prevention of child abuse and neglect by implementing parenting skills training.
9. Programs to implement anger management and conflict resolution training, and treatment for youths.
10. Programs to educate the community about violence and domestic crime, which offer outreach education, prevention, and intervention services, e.g. after school tutoring programs for at-risk students.
11. Programs to address adult and teen dating violence, to include education, intervention, and prevention.
12. Programs and training to address human trafficking, violence in the workplace, victims with disabilities and the Gay and Lesbian Community.
13. Programs to increase legal advocacy staff.
14. Programs to set-up visitation centers for court ordered visitations.
15. Programs to establish a court to handle protective order hearings.
16. Programs to provide legal advocacy staff for undocumented victims of abuse.
17. Programs to promote community awareness of the threat of internet sexual predators.
18. Programs to inform parents on how to prevent their children from falling prey to internet sexual predators and from becoming victims of teen dating violence.
19. Programs to train law enforcement personnel, educators, and social workers to deal with cases involving victims of internet sexual predators, victims of family violence, and adult and teen dating violence.
20. Programs to hire special victims' officers to track and monitor known and registered sex offenders in the community.
21. Programs to hire sexual assault nurse examiners (SANE nurses) to conduct forensic medical examinations of sexually and physically abused children and adults.
22. Programs to train forensic interviewers and specialized forensic personnel to assist with the investigation of crimes against children and adults.

23. Programs to establish forensic laboratories.
24. Programs to train and educate law enforcement personnel and public educators to deal with campus security issues related to violent crime.
25. Enhance training for First Response Teams to deal with bio-hazard and terrorist threats and funding for personnel to deal with these specific areas.
26. Programs to establish a Major Crime Unit to investigate crimes (i.e., assaults, kidnappings, murders, and other felonies) committed by individuals with ties to drug cartels, gangs, and other criminal organizations.
27. Programs to establish a centralized clearinghouse for data collection and program evaluation.
28. Programs to hire law enforcement officers to work with other local agencies to provide training on issues related to victims of violent crime.
29. Programs to educate victims of sexual assault and family violence on the criminal justice system.
30. Enhance coordination between law enforcement agencies and criminal justice system to expedite prosecution of family violence crimes.

## **II. Identification of Resources**

Resource agencies that are addressing violent crime include:

- Local Police Departments
- Court Appointed Special Advocates (CASA)
- Communities in Schools
- Family Crisis Center, Inc.
- Friendship of Women, Inc.
- Cameron County Family Violence Task Force
- Rio Grande Valley Midway House, Inc.
- Cameron County Sheriff's Department
- Cameron County District Attorney's Office/Crime Victims Unit/Domestic Violence Unit
- Cameron County Children's Advocacy Centers (CCCAC - Monica's and Maggie's House)
- Brownsville Weed and Seed Graduated Site
- LRGVDC Regional Police Academy and Training Center
- Exodus Project Counseling Center
- Mothers Against Drunk Driving (MADD)
- State of Texas Mental Health-Mental Retardation Department (MHMR)
- Child to Adult Abuse Response Team – VBMC (CAART)
- Tip of Texas Family Outreach
- Texas Rio Grande Legal Aid
- Proyecto Libertad
- Adult Protective Services Special Task Force Unit

- Brownsville Independent School District
- Buckner Family Services
- University of Texas/Brownsville Community Counseling Clinic
- Boys & Girls Club
- South Texas Immigration
- Cameron County Judge's Division of Emergency Management
- Loaves and Fishes of the Rio Grande Valley, Inc.
- Palmer Drug Abuse Program (PDAP)
- Cameron County Juvenile Probation Department
- San Benito School District Safe Schools Department
- Cameron County Constables Offices
- Valley Aids Council (VAC) Substance Abuse Services

### **III. Coordination of Resources**

Many of these agencies work together as matter of course, with sharing information and making referrals being the most common forms of coordination. The following are some examples of existing coordination:

1. The Family Crisis Center, Inc., Friendship of Women, Inc., Proyecto Libertad, and Tip of Texas Family Outreach work closely with each other, as well as with the Cameron County District Attorney's Office and local police departments, hospitals, schools, HUD/Section 8 Housing, Texas Rio Grande Legal Aid, Adult and Child Protective Services (CPS), Department of Human Services, Loaves & Fishes, Brownsville Adult Literacy Center, CCCAC - Monica's and Maggie's House, Good Neighbor Settlement Home, Ozanam Homeless Shelter, Child to Adult Abuse Response Team (CAART), MHMR, Region I Early Childhood Intervention, UTB/TSC Counseling Clinic, and Buckner Family Services.
2. The Harlingen Police Department coordinates with the Cities of Brownsville and McAllen on the Rio Net Project, and refers victims of family and sexual violence to the Family Crisis Center, Inc. It also coordinates with the Harlingen Consolidated Independent School District for various youth services and programs.
3. CASA provides court representation as guardian ad-litem of children currently in foster care due to abuse and/or neglect. It coordinates services with Child Protective Services (CPS), Family Crisis Center, Inc., School Districts, Cameron County Judge's Office, CCCAC - Monica's and Maggie's House, Tip of Texas Family Outreach, and Friendship of Women, Inc.
4. CCCAC - Monica's and Maggie's House – are part of a Multi-Disciplinary team consists of Cameron County law enforcement agencies, Brownsville and Harlingen Child Protective Services (CPS) as well as the Cameron County

District Attorney's Office. The CCCAC - Monica's and Maggie's House also works closely with the Family Crisis Center, Inc., Friendship of Women, Inc., CASA, Tip of Texas Family Outreach, and CAART (Child to Adult Abuse Response Team) to coordinate services. In addition, CCCAC - Monica's and Maggie's House have signed updated protocols and an Inter-Disciplinary Agreement with Cameron County law enforcement departments, Child Protective Services (CPS), the Cameron County District Attorney's Office, and Valley Baptist Health Systems.

5. The Cameron County Family Violence Task Force multi-disciplinary team consists of the Family Crisis Center, Inc., Friendship of Women, Inc., Cameron County District Attorney's Office, CCCAC - Monica's and Maggie's House, Brownsville Police Department, Cameron County Sheriff's Department, and agencies from the health profession, other social service agencies, private industry, religious institutions, and community organizations.
6. MADD coordinates its services with all police departments, schools, Cameron County District Attorney's Office, and municipal offices in Cameron County.
7. The LRGVDC Regional Police Academy and Training Center provides on-going criminal justice programs to law enforcement agencies throughout the Cameron County area.
8. Loaves and Fishes of the Rio Grande Valley is a faith based, non-profit organization that helps restore broken lives by feeding the hungry; sheltering the homeless; providing job training and job placement services; and providing both monetary and non-monetary aid to persons in need. With respect to violent crime, it assists victims by providing education, intervention, and prevention services. It coordinates services to these individuals with the Cameron County District Attorney's Office, local law enforcement departments, local school districts, and community programs that offer outreach education.
9. Cameron County Juvenile Justice Department coordinates victim services with local agencies and provides a specialized caseload for offenders.

#### **IV. Goals and Strategies**

The goals for dealing with violent crime are as follows:

1. To raise public awareness of family violence, violence in the workplace, violence in schools, violence in adult and teen dating situations, hate crimes, and human trafficking/transportation.
2. To provide assistance to child and adult victims of sexual abuse and family violence.
3. To reduce the number of family violence perpetrators.
4. To provide supervised visitation centers for court ordered visitation.

5. To create more employment and housing opportunities for victims of family violence.
6. To provide individual counseling and support groups for adults and children who are victims of sexual assault and family violence.
7. To train law enforcement, public educators, and social services personnel to handle cases involving family violence, violence in the workplace, victims with disabilities, hate crimes, human trafficking/transportation, victims of internet sexual predators, and adult and teen dating violence.
8. To raise awareness of child abuse and neglect through prevention programs.
9. To educate the community about violence and domestic crime through programs that offer outreach education, prevention, and intervention services, e.g., after school programs for at-risk students.
10. To reduce the number of homicides, assaults, rapes, and kidnappings in Cameron County.
11. To provide assistance and services, including treatment, to victims of violent crime.
12. To provide legal services to victims of violent crime.
13. To expedite the processing of protective order hearings by the court system.
14. To provide anger management and conflict resolution training and treatment, especially for youths.
15. To provide legal assistance to undocumented victims of violent crime.
16. To provide assistance to victims of family violence, human trafficking/transportation, violence in the workplace, victims with disabilities, victims of hate crimes, victims of internet sexual predators, and victims of teen and adult dating violence.
17. To track and monitor known sex offenders in the community.
18. To train Sexual Assault Nurse Examiners (SANE nurses) to conduct forensic medical examinations of sexually and physically abused children and adults.
19. To provide training for forensic interviewers and specialized forensic personnel to assist with the investigation of crimes against children and adults.
20. To establish forensic laboratories in Cameron County.
21. To train law enforcement personnel and public educators to deal with campus security issues related to violent crime.
22. To enhance training for First Response Teams to deal with bio-hazard and terrorist threats and funding for personnel to deal with these specific areas.
23. To provide for locally relevant, ongoing evaluation of programs to improve program implementation.
24. To provide for accurate and efficient data collection, data compilation, and data sharing.
25. To hire law enforcement officers to work with other local agencies to provide training on issues related to victims of violent crime.
26. To educate victims of sexual assault and family violence on the criminal justice system.
27. To enhance coordination between law enforcement agencies and criminal justice system to expedite prosecution of family violence cases.

The strategies for dealing with violent crime are as follows:

1. Strengthen working relationships between family violence assistance centers and the law enforcement community.
2. Establish parenting skills programs for teen parents as well as adult parents.
3. Establish intervention programs for abusive spouses and parents.
4. Conduct public information and education campaigns to raise public awareness on how to prevent family violence, workplace violence, school violence, teen and adult dating violence, human trafficking/transportation, and internet sexual predators.
5. Establish programs to educate the community about violence and domestic crime, which offer outreach education, prevention, and intervention services, e.g., after school programs for at-risk students.
6. Set-up programs that provide training for law enforcement, social services personnel, and public educators to deal with cases involving family violence, human trafficking/transportation, violence in the workplace, victims with disabilities, hate crimes, internet sexual predators, and teen and adult dating violence.
7. Establish housing programs for victims of family violence.
8. Set-up visitation centers for court ordered visitation.
9. Establish courts for the sole purpose of conducting protective hearings.
10. Set-up anger management and conflict resolution training, and treatment programs for youths.
11. Establish individual counseling and support groups for adults and child victims of sexual assault and family violence.
12. Advertise the availability of programs dealing with violent crime to the public.
13. Establish programs that provide training for law enforcement personnel, social service workers, and educators to deal with cases involving internet sexual predators.
14. Set-up security technology and security personnel at all Cameron County Court and Administrative facilities.
15. Train law enforcement personnel and educators to deal with campus security issues related to violent crime.
16. Enhance training for First Response Teams to deal with bio-hazard and terrorist threats and funding for personnel to deal with these specific areas
17. Set-up a centralized clearinghouse for data collection and program evaluation.
18. Hire law enforcement officers to work with other local agencies to provide training on issues related to victims of violent crimes.
19. Establish programs to educate victims of sexual assault and family violence on the criminal justice system.
20. Establish procedures to enhance coordination between law enforcement agencies and criminal justice system to expedite prosecution of family violence cases.

## V. Gaps in Services

The existing gaps in services include:

1. Funding for programs that provide direct and referral services, including treatment, to victims of crime.
2. Funding for programs to establish courts for the sole purpose of conducting protective order findings.
3. Funding for programs to secure the well-being of all parties participating in court proceedings involving violent crime.
4. Funding for programs to address family violence, child abuse and neglect, human trafficking/transportation, violence in the workplace, violence against the disabled, hate crimes, the threat of internet sexual predators, and teen and adult dating violence.
5. Funding for programs that provide anger management and conflict resolution training and treatment for youths.
6. Funding for programs that target adult and child victims of sexual abuse and family violence.
7. Funding for programs that provide housing for victims of family violence.
8. Funding for programs that provide job training and job placement services for victims of family violence.
9. Funding to set-up visitation centers for court ordered visitation.
10. Funding for programs to establish courts for the sole purpose of conducting protective order hearings.
11. Funding for programs providing individual and/or group counseling services to victims of sexual abuse and family violence.
12. Funding for programs to educate the community about violence and domestic crime, which offer outreach education, prevention, and intervention services, e.g., after school programs for at-risk students.
13. Funding to hire special victims officers to track and monitor known and registered sex offenders in the community.
14. Funding to train Sexual Assault Nurse Examiners (SANE Nurses) to conduct forensic medical examinations of sexually and physically abused children and adults.
15. Funding for programs to train forensic interviewers and specialized forensic personnel to assist with the investigation of crimes against children and adults.
16. Funding to set-up forensic laboratories in Cameron County.
17. Funding for major crime units that would investigate homicides, assaults, rapes, kidnappings, and other felonies.
18. Funding for programs to train law enforcement officers and public educators to deal with campus security issues related to violent crime.
19. Funding to create a First Response Team to deal with terrorist threats/situations.
20. Funding to set-up a centralized clearinghouse for data collection and program evaluation.
21. Funding to hire law enforcement officers to work with other local agencies to

- provide training on issues related to victims of violent crime.
22. Funding to educate victims of sexual assault and family violence on the criminal justice system.
  23. Funding to enhance coordination between law enforcement agencies and the criminal justice system to expedite prosecution of family violence crimes.

## **VI. Program Measures**

### **A. Output Measures**

1. Apply for and operate programs that provide direct and/or referral services to victims of all types of violent crime.
2. Install security systems in facilities used for providing victim assistance and other criminal justice related services.

### **B. Outcome Measures**

1. Increase in the number of victims provided with services by 10%.
2. Increase the number of facilities (i.e., facilities used for providing victim assistance and other criminal justice related services) with functioning security systems from one to four.

## **SECTION 5**

### **JUVENILE CRIME**

#### **I. Identification of Needs**

Juvenile crime continues to be the focal point for local agencies. Drug smuggling and gang activity are on the rise and agencies are pressed to coordinate resources in a cost effective approach.

From October 1, 2008 to September 30, 2009, the Cameron County Juvenile Justice Department received 2,383 formal referrals. A breakdown of these referrals is included in Section 8.

The need for funding for the following types of programs was identified under this category:

1. Programs to hire juvenile law enforcement officers, juvenile probation officers.
2. Programs to hire juvenile law enforcement officers, juvenile probation officers, juvenile corrections officers, juvenile warrant officers, and juvenile prosecutors and support staff.
3. Programs to set-up emergency shelters and residential service centers for youths.

4. Programs to set-up juvenile residential service centers in Cameron County;
5. Programs to provide education on teen health issues.
6. Programs to provide psychotropic medications for youths with mental health needs.
7. Programs to provide mental health counseling for youths and families with special needs, such as mental impairment.
8. Programs to increase access to behavioral and mental health assessments for youth..
9. Programs to train and educate school personnel and families about mental health disorders and juvenile issues.
10. Programs providing anger management and conflict resolution training and treatment for youths.
11. Programs to hire after school mentors to address truancy and drug abuse.
12. Programs to set-up after school educational and recreational programs.
13. Programs to establish alternative centers and schools.
14. Programs in area schools and community facilities to address truancy, drop-outs, drug abuse, and family issues.
15. Programs to educate juveniles about family violence and relationship/dating violence.
16. Program to provide parenting skills for families and youths.
17. Programs to provide mentors for youths.
18. Programs to teach life skills to youths.
19. Programs to set-up a community/local teen advisory board to consult and advise community leaders on issues affecting them and their peers.
20. Programs to set-up law enforcement networks to deal with gang activity and other juvenile crime.
21. Programs to provide prevention and intervention services related to gang and drug involvement
22. Programs to train local authority to collect and record graffiti and gang markings for use as evidence in court proceedings to identify and prosecute person(s) responsible for property destruction.
23. Programs to provide cities and municipalities with materials necessary to cover and conceal graffiti and gang markings in a short amount of time in order to discourage copycat and repeat offenders.
24. Programs for tracking sex based crimes (restricted access).
25. Programs to set-up K-9 Units.
26. Programs providing vocational training for youths.
27. Programs to set-up centers for entrepreneurship to increase employment opportunities, including after school and summer employment for youths.
28. Programs providing vocational training and independent living skills for youths.
29. Programs providing vocational training and independent living skills for youths.
30. Programs to establish a centralized clearinghouse for data collection and program evaluation.
31. Programs to educate juveniles/minors on dangers of social network sites, texting/sexting, and other portable mobile devices and internet services.

## **II. Identification of Resources**

Resources agencies that are addressing juvenile crime include:

- Local Police Departments
- Communities in Schools
- Cameron County Juvenile Justice Department
- Cameron County Sheriff's Department
- Cameron County District Attorney's Office
- Brownsville Community Youth Development Program
- Brownsville Independent School District's State Compensatory/At Risk/UII Department
- Harlingen Consolidated Independent School District's Substance Abuse and Violence Education Expansion Program
- San Benito Consolidated Independent School District
- Point Isabel Independent School District
- The Friendship of Women, Inc.
- Healthy Communities of Brownsville
- Light House Counseling Center
- Palmer Drug Abuse Program (PDAP)
- Mothers Against Drunk Driving (MADD)
- Parents Advocating for Student Success (PASS)
- Su Clinica Familiar
- Presidio Youth – Alcohol Services
- Planned Parenthood
- Family Crisis Center
- Boys & Girls Club
- Brownsville Independent School District Family Centers
- University of Texas/Texas Southmost College Criminal Justice Department
- Redirecting Behavior
- Loaves and Fishes of the Rio Grande Valley, Inc.
- PROJECT ADVANCE! Educational Learning Center
- Tip-of-Tex Family Outreach Center
- Cameron County Constables Offices
- Cameron County Mental Health Task Force
- Valley Aids Council (VAC) Substance Abuse Services

## **III. Coordination of Resources**

Many of these agencies work together as matter of course, with sharing information and making referrals being the most common forms of coordination. The following are some examples of existing coordination:

1. The Los Fresnos Police Department and the City of Los Fresnos operate a local chapter of the Boys and Girls Club and work together to generate funds to operate the center.
2. The Cameron County Juvenile Justice Department works closely with the Cameron County District Attorney's Office, Cameron County Sheriff's Department, local school districts and police departments. It also operates a community restitution program with cooperation from non-profit, faith based organizations, as well as some County and Brownsville City Offices.
3. Communities in Schools provides counseling for prevention of substance abuse, gang participation, and dropping out of school. It coordinates its services with Child Protective Services (CPS), Family Crisis Center, Inc., the State of Texas Mental Health Mental Retardation Department, and Tip of Texas Family Outreach.
4. The Recovery Center of Cameron County provides substance abuse treatment for adults and adolescents as well as substance abuse prevention and early intervention services. It coordinates its services with the Cameron County Adult Probation Department and Community Clinic, Family Outreach, Child Protective Services (CPS), and the State of Texas Mental Health-Mental Retardation Department.
5. The Brownsville Independent School District's State Compensatory/At Risk/UII Department works closely with the Cameron County Juvenile Probation Department, local law enforcement departments, the Weed and Seed Program, the Comprehensive Strategy Program, and various other local government agencies.
6. The Brownsville Community Youth Development Program coordinates services with the Cameron County Juvenile Probation Department, the Boys and Girls Club of Brownsville, the Brownsville Weed and Seed Program, the University of Texas at Brownsville, the Gladys Porter Zoo as well as other community resources that provide services to youths in the City of Brownsville.
7. The Cameron County Juvenile Justice Department Weed and Seed Graduated Site, along with internal resources, works to prevent, control, and reduce violent crime, drug abuse, and gang activity in targeted areas by making referrals and sharing information with the Cameron County Juvenile Justice Department, local school districts, and local law enforcement agencies.
8. Healthy Communities of Brownsville, a grassroots community organization composed of a diverse group of local citizens with a common interest in planning and implementing efforts to improve the quality of life in the Brownsville area and which focuses on improving health and mental health status, education, and skill levels, environmental quality etc., coordinates its services with PASS,

Brownsville Independent School District, Brownsville Community Health Clinic, University of Texas/Brownsville, University of Texas/Houston School of Public Health, Brownsville Campus, Valley Regional Medical Center, and the City of Brownsville.

9. PASS, a volunteer coalition made up of parents and professionals committed to helping children with emotional and behavioral disorders, work closely with parents and professionals, and within the public school system to help students with these disorders to successfully complete their education and become productive citizens.
10. The Light House Counseling Center provides the community a professional assessment component to help identify individuals who have high probability of having a substance abuse or dependency disorder. The program works with all county agencies, non-profit organizations, school districts, churches, law enforcement officials and other appropriate entities in finding adequate residential care when needed. The Light House Counseling Center uses solution oriented counseling techniques which focus on individual strengths and resources rather than problems and weaknesses. Finally the Center offers a special program for first and second offenders charged with Driving Under the Influence (DUI). This service emphasizes outpatient alcohol abuse counseling with a special emphasis on prevention of re-offense.
11. Palmer Drug Abuse Program (PDAP) works closely with the Cameron County Adult and Juvenile Justice Departments as well as with other law enforcement agencies such as Police Departments, Cameron County Sheriff's Department, and the Cameron County District Attorney's Office. PDAP also coordinates drug prevention and education efforts with community social service agencies such as Friendship of Women, Inc., CCCAC - Monica's and Maggie's House, the State of Texas Mental Health Mental Retardation Department, all local school districts, and local health care providers.
12. Redirecting Behavior, an organization that provides anger management and parenting skills training, coordinates its services with the Cameron County Adult and Juvenile Justice Departments as well as Cameron County Courts at Law.
13. The Harlingen Consolidated Independent School District's Substance Abuse and Violence Education Expansion Program works cooperatively with the Harlingen Police Department to provide Harlingen Consolidated Independent School District students with alcohol, drug, and violence prevention education.

14. **PROJECT ADVANCE!** Educational Learning Center, Inc., is a non-profit corporation created in 2003, which provides various services. With respect to juveniles, it provides a structure that delivers services for early substance abuse intervention through four major components: AA 12Steps, mentoring/tutoring, counseling, outreach and support services. It also provides referrals to other agencies that provide direct services for building character and leadership development. In the near future, it will have an after school program that provides computers for doing homework, and job and career searches. It coordinates its services with local schools, local law enforcement departments, and the Cameron County Juvenile Probation Department.
  
15. **Loaves and Fishes of the Rio Grande Valley** is a faith based, non-profit organization that helps restore broken lives by feeding the hungry, sheltering the homeless, providing job training and job placement services, and providing both monetary and non-monetary aid to persons in need. With respect to services for juveniles, it provides emergency shelter and residential services. It coordinates services with the County Juvenile Probation Department, local school districts, area mental health professionals, and programs that teach life skills to youths.
  
16. **Valley Aids Council (VAC) Substance Abuse Services** works closely with Cameron County Juvenile Probation, school districts, and other agencies in Cameron County to provide substance abuse prevention, intervention and licensed treatment services. VAC provides these services through utilization of evidence based practices and interventions. VAC works closely with adolescents, their families, and adults to prevent, intervene, and treat addiction.
  
17. **The Cameron County Juvenile Justice Department** works in partnership with community based agencies that address juvenile crime. In addition, the Cameron County Juvenile Justice Department also coordinates with local school districts in order to provide the maximum level of services.

#### **IV. Goals and Strategies**

The goals for dealing with juvenile crime are as follows:

1. To reduce the incidence of juvenile related crime, drug use, and delinquency.
2. To reduce juvenile involvement in gang and drug related activities.
3. To provide increased services to juveniles, e.g., alternative schools, counseling, and after school mentoring.
4. To reduce the truancy and drop-out rate in area schools.
5. To handle the juvenile violent crime caseload more effectively and efficiently.
6. To provide emergency shelter and residential services for juveniles.
7. To increase employment opportunities for youths.
8. To foster entrepreneurial skills in youths.

9. To promote and maintain safety of school students by purchasing a bomb K-9 Unit for use in bomb threat situations on school campuses.
10. To reduce the amount of drugs on school campuses by making available a drug detector dog to schools.
11. To train and educate school personnel and families about mental health and juvenile issues.
12. To provide assistance/mental health counseling for youths and families with special needs such as mental impairment and learning disabilities.
13. To minimize juvenile caseloads.
14. To track sex based crimes.
15. To provide vocational training and independent living skills for youths.
16. To prepare youths for adult independence, including parenthood.
17. To prevent the incidence of family violence.
18. To discourage graffiti and gang markings.
19. To set-up community/local teen advisory boards.
20. To provide for locally relevant, ongoing evaluation of programs to improve program implementation.
21. To inform youths about teen health issues;
22. To provide psychotropic drugs to youths with mental health needs;
23. To provide accurate and efficient data collection, data compilation, and data sharing.
24. To hire juvenile law enforcement officers, juvenile probation officers, juvenile corrections officers, juvenile warrant officers, and juvenile prosecutors and support staff to deal with juvenile crime.
25. To educate juveniles/minors on dangers of social network sites, texting/sexting, and other portable mobile devices and internet services.

The strategies for dealing with juvenile crime are as follows:

1. Establish anti-gang and anti-drug programs in the community.
2. Hire additional juvenile probation officers, juvenile law enforcement officers, juvenile correction officers, juvenile warrant officers, and juvenile prosecutors and support staff.
3. Establish one or more juvenile residential service centers in Cameron County.
4. Initiate parental involvement programs in area schools and youth organization/programs.
5. Initiate "Just Say No", "DARE", "Stay in School", "Expect Respect", and other prevention programs in area schools and communities.
6. Set-up law enforcement networks to deal with gang activity and other juvenile crime.
7. Set-up "One Stop" Youth Entrepreneurship Programs.
8. Maximize use of existing community centers, schools, and other facilities in the community.
9. Set-up K-9 Units on school campuses.

10. Establish school-based and community-based mentoring, educational, and recreational programs.
11. Establish programs, counseling centers and support groups for youths and families to deal with mental health and juvenile issues.
12. Develop a wraparound system of service delivery to bring desperately needed mental health services to youths in a family-driven, culturally competent, and strength-based approach to service planning.
13. Establish programs for tracking sex based offenses.
14. Establish vocational training and independent living skills programs for youths.
15. Establish programs that provide life and parenting skills for youths and their families.
16. Establish programs that educate youths about family violence.
17. Set-up a coalition to address juvenile issues or concerns.
18. Establish programs to train local authority to collect and identify graffiti and gang markings.
19. Establish programs that provide cities with materials to cover and conceal graffiti and gang markings.
20. Establish programs to set-up community and county-wide teen advisory boards.
21. Establish programs that provide anger management training for youths.
22. Establish programs to inform youths about teen health issues.
23. Establish programs to provide psychotropic drugs to youths with mental health needs.
24. Establish a centralized clearinghouse for data collection and program evaluation.
25. Strengthen working relationships between family violence assistance centers and the juvenile service providers.
26. Establish programs to train and educate school personnel and families about mental health and juvenile issues.
27. Establish programs to educate juveniles/minors on dangers of social network sites, texting/sexting and other portable mobile devices and internet services.

## **V. Gaps in Services**

The existing gaps in services include:

1. Funding to purchase juvenile services, e.g., counseling, residential services, etc.
2. Funding for gang, drug, and juvenile violent offender prevention programs.
3. Funding for community outreach programs that target local youths.
4. Funding for local agencies to hire more juvenile law enforcement officers, juvenile probation officers, juvenile correction officers, juvenile warrant officers, and juvenile prosecutors and support staff to handle juvenile cases.
5. Funding for parental involvement programs.
6. Funding for “Just Say No”, “DARE”, “Stay in School”, “Expect Respect”, and other similar programs.
7. Funding for setting up law enforcement networks to deal with gang activity and other juvenile crime.

8. Funding to construct juvenile residential service centers in Cameron County.
9. Funding for after school mentors to address truancy and drug abuse.
10. Funding to set-up K-9 Units for use on school campuses.
11. Funding to establish after school educational and recreational programs.
12. Funding for programs to train and educate school personnel and families about mental health and juvenile issues.
13. Funding for programs that provide employment opportunities for youths.
14. Funding for programs to tract sex based offenses.
15. Funding for programs to teach youths vocational and independent living skills.
16. Funding for programs to teach life skills and parenting skills to youths and their families.
17. Funding for programs to teach youths about family violence.
18. Funding for programs to deal with graffiti and gang markings.
19. Funding for programs to set-up community and county-wide teen advisory boards.
20. Funding for mentoring programs for youths.
21. Funding for programs that provide anger management training for youths.
22. Funding for programs to inform youths about teen health issues;
23. Funding for programs to provide psychotropic drugs to youths with mental health needs.
24. Funding to set-up a centralized clearinghouse for data collection and program evaluation.
25. Funding for programs to provide mental health counseling for youths and families with special needs, such as mental impairment.
26. Funding for programs to educate juveniles/minors on dangers of social network sites, texting/sexting, and other portable mobile devices and internet services.

## **VI. Program Measures**

### **A. Output Measures**

1. Apply for and operate programs and community facilities to address truancy, drop-outs, drug abuse, gang activity, and family and teen dating violence.
2. Apply for and operate programs to hire juvenile officers, juvenile probation officers, juvenile correction officers, juvenile warrant officers, juvenile prosecutors and support staff, and educational enforcement authorities.
3. Apply for and operate programs that provide anger management training and parenting skills.
4. Apply for and operate tutoring programs for at-risk students.
5. Provide Alcoholics Anonymous (AA) twelve step programs to prevent drug and alcohol abuse.

## B. Outcome Measures

1. Reduce truancy rate in targeted group by 3%.
2. Reduce juvenile sexual assault cases by 2%.
3. Reduce graffiti by 10% in localized areas.
4. Reduce repeat offenders associated with violent crimes by 2%.
5. Reduce incidence of bullying and aggression in local schools by 3%.
6. Increase high school graduation rate by 3%.
7. Increased educational knowledge of the negative effects of drug use.

## SECTION 6

### CRIME AND DRUG PREVENTION

#### I. Identification of Needs

Crime and drug prevention issues are of great concern in Cameron County. There are many reasons for the high incidence of criminal activity, which includes illegal drug use and underage drinking. One reason cited most often is the County's proximity to the Mexican border. For those seeking to evade the law, Mexico serves as a means of escape and a place of refuge. Some thieves and robbers regard it as a market for their stolen goods. For drug users and underage drinkers, it provides access to illegal drugs and alcohol.

In an effort to prevent sexual abuse crimes and the sexual re-victimization of young children, the CCCAC - Monica's and Maggie's House, offers an educational/prevention program entitled "Red Flag Green Flag People Program" (RFGF). This personal safety program teaches children the difference between appropriate and inappropriate touches. The program targets third (3<sup>rd</sup>) grade students because statistics indicate the highest incidence of abuse occurs with children between the ages of six (6) and twelve (12). The RFGF Program teaches children to tell if someone is hurting them and how to recognize dangerous situations. During the school year starting in August 2008 and ending in May 2009, a total of 123 presentations were made to 2,896 students.

The following needs were identified under this category:

1. Resources to set-up crime watch and crime stoppers programs.
2. Programs to provide drug/alcohol prevention and education.
3. Programs to implement/promote community awareness of existing resources to address criminal justice issues.
4. Programs to provide training for crisis management in public schools.
5. Programs to provide community education on domestic violence and sexual assault prevention.
6. Programs for structured education on domestic violence and sexual assault.

7. After school programs to address underage drinking, youth related substance abuse, and youth related crime.
8. Televised listing of resource agencies for youth related issues.
9. Programs to provide evaluation and a data clearinghouse.
10. Programs to educate juveniles/minors on dangers of social network sites, texting sexting, and other portable mobile devices and internet services.
11. Programs to educate victims of family violence about criminal justice issues related to family violence.

## **II. Identification of Resources**

Resource agencies that are addressing crime and drug prevention include:

- Child Abuse Task Force
- Family Crisis Center, Inc.
- Friendship of Women, Inc.
- Cameron County Children's Advocacy Centers (CCCAC - Monica's and Maggie's House)
- Brownsville Community Youth Development Program
- Brownsville Independent School District's State Compensatory/At Risk/UII Department;
- Harlingen Consolidated Independent School District's Substance Abuse and Violence Education Expansion Program
- Point Isabel Independent School District
- Brownsville Weed and Seed graduated site
- Exodus Project Counseling Center
- San Benito Consolidated Independent School District
- Palmer Drug Abuse Program (PDAP)
- Healthy Communities of Brownsville
- Mothers Against Drunk Driving (MADD)
- Cameron County Family Violence Task Force
- Adult Protective Services Special Task Force Unit
- Boys & Girls Clubs of Cameron County
- Drug Education for Youths (DEFY)
- Brownsville Independent School District Family Centers
- Cameron County's Sheriff's Department
- Cameron County Constables
- Cameron County Juvenile Justice Department
- Texas National Guard's Drug Demand Reduction Program
- Project Advance Educational Learning Center; Loaves and Fishes of the Rio Grande Valley, Inc.
- Local Law Enforcement Agencies

- Cameron County D A's Crime Victims Unit and Domestic Violence Unit
- Valley Aids Council (VAC) Substance Abuse Services

### **III. Coordination of Resources**

Many of these agencies work together as matter of course, with sharing information and making referrals being the most common forms of coordination. Collaborative grant proposals have also been a common practice for most agencies. Creation of boards which incorporate all service providers addressing not just one specific issue but all of the projects goals and objectives is another common practice.

The following are some examples of existing coordination:

1. MADD coordinates its services with all police departments, schools, and municipal office in Cameron County.
2. The Exodus Project Counseling Center coordinates its services with the Cameron-Willacy Adult Probation Departments and the Buckner Children's Center.
3. Cameron County Juvenile Justice Department, along with the Brownsville Weed and Seed Graduated Site coordinates resources with local agencies and school districts to address crime associated with violence and drugs.
4. Friendship of Women, Inc., and the Family Crisis Center, Inc. work with all agencies to provide prevention and treatment services for victims of domestic and sexual abuse.
5. Communities in School provides counseling for prevention of substance abuse, gang prevention, and dropping out of school. It coordinates its services with Child Protective Services (CPS), Family Crisis Center, Inc., the State of Texas Mental Health-Mental Retardation Department, and Tip of Texas Family Outreach.
6. PDAP works closely with Cameron County Adult and Juvenile Probation by providing 12 step drug-counseling programs, free of charge, to adults and youths. In addition PDAP works with numerous community organizations including BISD, Friendship of Women, Inc., Child Protective Services (CPS) and other agencies, assesses individuals referred to the program and makes the appropriate referrals for individuals or group counseling, in-patient treatment for those who require such services, or other services that the individual may need.
7. The Cameron County Children's Advocacy Centers, Inc., - Monica's and Maggie's House through their Red Flag/Green Flag People Program (RFGF) coordinate their services with Child Protective Services (CPS) and local school

districts, law enforcement agencies, and the Child to Adult Abuse Response Team (CAART).

8. Valley Aids Council (VAC) Substance Abuse Services works closely with Cameron County Juvenile Probation, school districts, and other agencies in Cameron County to provide substance abuse prevention, intervention, and licensed treatment services. VAC provides these services through utilization of evidence based practices and interventions. VAC works with adolescents, their families, and adults to prevent, intervene, and treat addiction.

#### **IV. Goals and Strategies**

The goals for dealing with crime and drug prevention are as follows:

1. To reduce the incidence of burglaries, robberies, and theft in the community.
2. To reduce the incidence of alcohol and substance abuse in the community.
3. To inform the public of existing resources to address criminal justice needs.
4. To help law enforcement agencies to solve crime cases by receiving assistance from the public.
5. To provide school personnel with the skills to deal with crisis situations.
6. To reduce the incidence of domestic violence and sexual assault.
7. To reduce the incidence of underage drinking and youth related substance abuse.
8. To provide ongoing evaluation of local programs to improve program evaluation.
9. To provide accurate and efficient data collection, data compilation, and data sharing.
10. To educate the community about domestic violence and sexual assault prevention, including structural education on domestic violence and sexual assault.
11. To educate juveniles/minors on dangers of social network sites, texting/sexting, and other portable mobile devices/internet services.
12. To educate victims of family violence about the criminal justice issues related to family violence.

The strategies for dealing with crime and drug prevention are as follows:

1. Initiate more Crime Watch programs in community neighborhoods.
2. Initiate public information and education programs on alcohol and substance abuse that include information about early warning identifiers.
3. Initiate programs to inform the public of existing resources to address criminal justice needs, to include publishing resource guides for distribution to the public.
4. Establish more Crime Stoppers programs.
5. Set-up crisis management training for school personnel.

6. Establish programs to educate the community about domestic violence and sexual assault prevention, including structural education on domestic violence and sexual assault.
7. Establish after school programs to inform students of the dangers of underage drinking and substance abuse.
8. Coordinate awareness months for alcohol/drug abuse, domestic violence, and sexual abuse prevention.
9. Seek greater involvement from the media and medical community for public information and education endeavors.
10. Establish a centralized clearinghouse for data collection and program evaluation.
11. Establish programs to educate juveniles/minors on dangers of social network sites, texting sexting, and other portable mobile devices/internet services.
12. Establish programs to educate victims of family violence about the criminal justice issues related to family violence.

## **V. Gaps in Services**

The existing gaps in services include:

1. Funding to operate crime watch and crime stoppers programs in the County.
2. Funding for anti-drug use information and education programs in the community.
3. Funding for programs to promote community awareness or existing resources to address criminal justice issues.
4. Funding for programs that provide crisis management training for school personnel.
5. Funding for programs that educate the community about domestic violence and sexual assault, to include structural education.
6. Funding for programs to educate students about the dangers of underage drinking and substance abuse.
7. Funding to set-up a county wide data clearinghouse for data collection and program evaluation.
8. Funding to establish programs to educate juveniles/minors on dangers of social network sites, texting sexting, and other portable mobile devices internet services.
9. Funding for programs to educate victims of family violence on criminal justice issues related to family violence.

## **VI. Program Measures**

### **A. Output Measures**

1. Apply for and operate crime, drug, domestic violence, and sexual assault Prevention programs.
2. Apply for and operate programs to reduce recidivism.

## B. Outcome Measures

1. Increased referrals for alcohol/substance abuse services.
2. Increased referrals for domestic violence/sexual assault services by 5%.
3. Awareness months for alcohol/substance abuse and domestic violence/sexual assault initiated.
4. Reduced recidivism rate.

## SECTION 7

### TECHNOLOGY/PUBLIC SAFETY

#### I. Identification of Needs

There is a compelling need for technological equipment in all the County's law enforcement agencies. Computer hardware and software for law enforcement offices, radio communications equipment, lap top computers, mobile digital video cameras and printers for patrol units are much in demand.

The need for funding for the following types of programs were identified under this category:

1. Programs to purchase courtroom programs and equipment for prosecution.
2. Programs to equip law enforcement agencies with computer hardware & software to combat terrorism.
3. Programs to automate criminal justice record systems.
4. Programs to automate mug shot, criminal imaging, and fingerprint scanning systems.
5. Programs to install Computer Aided Dispatch (CAD) systems and Records Management (RMS) systems in all law enforcement departments.
6. Programs to purchase basic and specialized law enforcement equipment to include detection, surveillance method equipment and access control equipment.
7. Programs to establish a centralized clearinghouse for data collection and program evaluation.
8. Programs to combat internet crime and the use of communication equipment as it relates to cyber stalking, online sexual predators, online child pornography and other forms of internet crime.
9. Programs to train law enforcement officers on the use of technology/specialized equipment.

#### II. Identification of Resources

Resource agencies that are working to address technological needs include:

- Local Municipalities

- Local School Districts
- Local Police Departments
- Cameron County Computer Center
- Cameron County Sheriff's Department
- Cameron County District Attorney's Office
- Cameron County District Attorney's Special Operations Group (SOG)
- Mothers Against Drunk Driving (MADD)
- Local Division of the Texas Department of Public Safety
- Cameron County Constables' Offices
- Cameron County Fire Marshal's Office

### **III. Coordination of Resources**

Many of these agencies work together as a matter of course, with sharing information and making referrals being the most common forms of coordination. The following are some examples of existing coordination:

1. Local law enforcement input information used for entire criminal justice system.
2. Criminal imaging, fingerprint, and mug shot used for identification and prosecution.
3. The Cameron County District Attorney's Office coordinates with the FBI and the Texas Department of Public Safety to carry out its counter terrorism activities.

### **IV. Goals and Strategies**

The goals for addressing technological needs are as follows:

1. Automation of criminal justice record systems.
2. Install heart defibrillators in as many law enforcement vehicles and criminal justice facilities as possible to reduce the number of heart attack fatalities in incidents where the law enforcement officer is the first to respond.
3. To link separate local law enforcement computer systems.
4. To purchase courtroom programs and equipment for prosecution.
5. Automation of mug shot, criminal imaging, and fingerprints scanning systems.
6. To install Computer Aided Dispatch (CAD) Systems and Records Management Systems (RMS) in all law enforcement departments.
7. To provide law enforcement agencies with basic and specialized law enforcement equipment, to include detection and surveillance method and access control equipment.
8. To improve radio communications in Cameron County to a level six interoperability, in accordance with the State Plan.
9. To provide ongoing evaluation of local programs to improve program implementation.

- 10 To provide accurate and efficient data collection, data compilation, and data sharing.
11. To establish programs to combat internet crime and the use of communication equipment as it relates to cyber stalking, online sexual predators and child pornography and other forms of internet crimes.
12. To train law enforcement officers on the use of technology and specialized equipment.

The strategies for addressing technological needs are as follows:

1. Work towards setting up a database to link local law enforcement agencies together and eventually, with other agencies nationwide.
2. Work towards automating mug shot, criminal imaging, automation of the criminal justice records systems and fingerprint scanning systems in Cameron County.
3. Install heart defibrillators in as many law enforcement vehicles and criminal justice facilities as possible.
4. Establish information technology infrastructure to promote information sharing among law enforcement agencies.
5. Install CAD and RMS Systems in all law enforcement departments.
6. Work towards increasing equipment budgets for law enforcement departments.
7. Work towards linking separate local law enforcement computer systems.
8. Install hardware and software for the review and presentation of evidence.
9. Secure funding to purchase basic and specialized law enforcement equipment, to include detection, surveillance method, and access control equipment.
10. Work towards raising the tactical radio interoperability level from 4 to 6.
11. Establish a centralized clearinghouse for data collection and program implementation.
12. Establish programs to combat crime and the use of communication equipment as it relates to cyber stalking, online sexual predators, online child pornography and other forms of internet crime.
13. Secure funding to train law enforcement officers on the use of technology/specialized equipment.

## **V. Gaps in Services**

The existing gaps in services include:

1. Funding to purchase hardware and software to automate criminal justice records and to link separate local law enforcement computer systems.
2. Funding to provide personnel to operate criminal justice information systems.
3. Funding to implement automated mug shot, criminal imaging, and fingerprint scanning systems in Cameron County jails.
4. Funding to purchase heart defibrillators.
5. Funding to purchase and install CAD and RMS systems in all law enforcement departments.

6. Funding to purchase hardware and software for courtroom presentation of evidence.
7. Funding to purchase basic and specialized law enforcement equipment, to include detection, surveillance, and access control equipment.
8. Funding to purchase high level radio equipment.
9. Funding to establish a centralized clearinghouse for data collection and program evaluation.
10. Funding to establish programs to combat internet crime and the use of communication equipment as it relates to cyber stalking, online sexual predators, online child pornography and other forms of internet crimes.
11. Funding to train law enforcement officers on the use of technology/specialized equipment.

## **VI. Program Measures**

### **A. Output Measures**

1. Apply for programs that provide current technology and Equipment and training for criminal justice agencies and social service providers.

### **B. Outcome Measures**

1. For Cameron County law enforcement agencies and other criminal justice agencies to be more knowledgeable and prepared in the utilization of equipment and technology.
2. Community more well prepared to handle emergency situations of a catastrophic nature.

## **SECTION 8**

### **WHITE COLLAR AND PUBLIC INTEGRITY CRIMES**

#### **I. Identification of Needs**

In Cameron County, there is no organized law enforcement unit designed specifically to address the following types of criminal activities: Money laundering, financial crimes, white collar crimes such as identity theft, and public corruption crimes. These type of crimes often involve significant amounts of money sometimes reaching millions of dollars in losses to both private as well as public entities. Advances in current technologies have created opportunities for these type of crimes. Investigation of these type of crimes also require significant use of law enforcement resources due to the complexities of the crimes. Specialized training is often required to identify and prosecute these crimes.

## White Collar and Public Integrity Crimes

<u>Activity</u>	<u>Number</u>
Cases pending court action.....	20
Cases pending intake.....	12
Cases declined.....	3
Cases disposed.....	23
Cases transferred to other divisions.....	4
Cases pending PTD..... (Pre-Trial Diversion)	2

The need for funding for the following types of programs are identified under this category:

- 1 Programs to train local law enforcement officers in white collar crimes (identify theft, embezzlement, fraud, et al.) and public integrity crimes.
- 2 Programs to provide and/or share police and law enforcement equipment with police in small municipalities and rural areas.
- 3 Public information and education programs on white collar crime.
- 4 Programs to establish a centralized clearinghouse for data collection and program evaluation.

### **II. Identification of Resources**

Resource agencies that are addressing white collar and public integrity crime include:

- Federal Agencies
- State Agencies
- Cameron County Sheriff's Department
- Cameron County Constables
- Cameron County District Attorney's Office

### **III. Coordination of Resources**

Many of these agencies work together as a matter of course, with sharing information and making referrals being the most common forms of coordination. The following are some examples of existing coordination:

1. The Cameron County District Attorney's Office often work closely with local law enforcement agencies as well as valley-wide law enforcement agencies, including but not limited to the Texas Department of Public Safety, U.S. Customs, U.S. Drug Enforcement Agency, U.S. Immigration and Naturalization Service,

U.S. Border Patrol, and Bureau of Alcohol Tobacco and Fire Arms, when working on cases.

#### **IV. Goals and Strategies**

The goals for dealing with white collar and public integrity crimes are as follows:

1. To identify and eliminate embezzlement and fraud related crimes in Cameron County.
2. To identify and eliminate public integrity related crimes in Cameron County.
3. To apprehend and prosecute offenders more effectively and efficiently.
4. To increase public awareness of white collar crime.
5. To provide for accurate and efficient data collection, data compilation, and data sharing.

The strategies for dealing with drug related crime are as follows:

1. Establish an agency to specifically target and eliminate embezzlement and fraud related crime offenders.
2. Establish training to train local law enforcement agencies in embezzlement and fraud related crimes.
3. Initiate public information and education programs on white collar crime.
4. Establish a centralized clearinghouse for data collection and program evaluation.

#### **V. Gaps in Services**

The existing gaps in services include:

1. Funding for the operation of an organized White Collar and Public Integrity law enforcement unit.
2. Funding for training of law enforcement officers in White Collar and Public integrity crimes.
3. Funding for the prosecution White Collar and Public integrity offenders.
4. Funding for the purchase of police and law enforcement equipment.
5. Funding for public information and education programs on white collar crime.
6. Funding to set-up a county wide clearinghouse for data collection and program evaluation.

#### **VI. Program Measures**

A. Output Measures:

1. Operate programs to reduce White Collar and Public integrity crimes
2. Operate programs to increase public awareness of white collar and public integrity crimes.

B. Outcome Measures:

1. Reduce the number of incidence of White Collar and Public integrity crimes from 3 to 1.

**SECTION 9**

**CAMERON COUNTY STATISTICS**

Tables for the following statistics:

- Table 1: Cameron County and State of Texas Quick Facts;
- Table 2: Cameron County and State of Texas Unemployment Rate;
- Table 3: Cameron County Juvenile Probation Department Statistical Report;
- Table 4: Family Violence Incidents in Cameron County;
- Table 5: Friendship of Women, Inc., Accumulative Services for 2008-2009
- Table 6: Family Crisis Center Services Statistics Integrated Tracking System (ITS) 2008;
- Table 7: Cameron County Felony Offenses in 2006-2008;
- Table 8: 2008 Cameron County Index Crimes by Agency;
- Table 9: 2008 Cameron County Law Enforcement Agencies; and
- Table 10: Cameron County Children's Advocacy Centers, Inc. Service Statistics

**TABLE 1  
CAMERON COUNTY AND STATE OF TEXAS  
QUICK FACTS**

<b>People QuickFacts</b>	<b>Cameron County</b>	<b>Texas</b>
Population, 2006 estimate	387,717	23,507,783
Population, percent change, April 1, 2000 to July 1, 2006	15.7%	12.7%
Population, 2000	335,227	20,851,820
Persons under 5 years old, percent, 2005	11.2%	8.2%
Persons under 18 years old, percent, 2005	33.9%	27.7%
Persons 65 years old and over, percent, 2005	10.6%	9.9%
Female persons, percent, 2005	51.9%	50.2%
White persons, percent, 2005 (a)	97.5%	83.2%
Black or African American persons, percent, 2005 (a)	0.8%	11.7%
American Indian and Alaska Native persons, percent, 2005 (a)	0.6%	0.7%
Asian persons, percent, 2005 (a)	0.6%	3.3%
Native Hawaiian and Other Pacific Islander, percent, 2005 (a)	0.1%	0.1%
Persons reporting two or more races, percent, 2005	0.3%	1.1%
Persons of Hispanic or Latino origin, percent, 2005 (b)	86.0%	35.1%
White persons, not Hispanic, percent, 2005	12.9%	49.2%
Living in same house in 1995 and 2000, pct age 5+, 2000	58.5%	49.6%
Foreign born persons, percent, 2000	25.6%	13.9%
Language other than English spoken at home, pct age 5+, 2000	79.0%	31.2%
High school graduates, percent of persons age 25+, 2000	55.2%	75.7%
Bachelor's degree or higher, pct of persons age 25+, 2000	13.4%	23.2%
Persons with a disability, age 5+, 2000	65,392	3,605,542
Mean travel time to work (minutes), workers age 16+, 2000	20.7	25.4
Housing units, 2005	137,240	9,026,011
Homeownership rate, 2000	67.7%	63.8%
Housing units in multi-unit structures, percent, 2000	20.1%	24.2%
Median value of owner-occupied housing units, 2000	\$53,000	\$82,500
Households, 2000	97,267	7,393,354
Persons per household, 2000	3.40	2.74
Median household income, 2004	\$26,719	\$41,645
Persons below poverty, percent, 2003	29.5%	16.2%
Per capita money income, 1999	\$10,960	\$19,617

<b>Business QuickFacts</b>	<b>Cameron County</b>	<b>Texas</b>
Private nonfarm establishments, 2005	6,226	497,758 <sup>2</sup>
Private nonfarm employment, 2005	91,567	8,305,102 <sup>2</sup>
Private nonfarm employment, percent change 2000-2005	5.9%	3.5% <sup>2</sup>
Nonemployer establishment, 2004	23,008	1,581,734 <sup>1</sup>
<hr/>		
Total number of firms, 2002	23,760	1,734,509
Black-owned firms, percent, 2002	0.7%	5.1%
American Indian and Alaska Native owned firms, percent, 2002	S	0.9%
Asian-owned firms, 2002	2.3%	4.5%
Native Hawaiian & Other Pacific Islander owned firms, percent, 2002	F	0.1%
Hispanic-owned firms, percent, 2002	59.9%	18.4%
Women-owned firms, percent, 2002	24.6%	27.0%
<hr/>		
Manufacturers shipments, 2002 (\$1000)	1,607,683	310,815,965
Wholesale trade sales, 2002 \$1000)	D	397,405,111
Retail sales, 2002 (\$1000)	2,756,738	228,694,755
Retail sales per capita, 2002	\$7,808	\$10,528
Accommodation and food service sales, 2002 (\$1000)	371,305	29,914,774
Building permits, 2006	3,402	216,642
Federal spending, 2004 (\$1000)	1,793,263	141,858,480 <sup>2</sup>
<hr/>		
<b>Geography QuickFacts</b>	<b>Cameron County</b>	<b>Texas</b>
Land area, 2000 (square miles)	905.76	261,797.12
Persons per square mile, 2000	370.0	79.6
FIPS Code	061	48
Metropolitan or Micropolitan Statistical Area	Brownsville-Harlingen, TX Metro Area	

1: The 2004 Nonemployer totals may be low due to late tax reporting in hurricane-impacted counties/regions in Alabama, Florida, Louisiana, Mississippi, and Texas.

2: Includes data not distributed by county.

(a) Includes persons reporting only one race.

(b) Hispanics may be of any race, so also are included in applicable race categories.

D: Suppressed to avoid disclosure of confidential information

F: Fewer than 100 firms

FN: Footnote on this item for this area in place of data

NA: Not available

S: Suppressed; does not meet publication standards

X: Not applicable

Z: Value greater than zero but less than half unit of measure shown

Source: U.S. Census Bureau: State and County QuickFacts. Data derived from Population Estimates, Census of Population and

Housing, Small Area Income and Poverty Estimates, State and County Housing Unit Estimates, County Business Patterns, Nonemployer Statistics, Economic Census, Survey of Business Owners, Building Permits, Consolidated Federal Funds Report

Last Revised: Friday, 31-Aug-2007 10:24:44 EDT

**TABLE 2**  
**CAMERON COUNTY AND STATE OF TEXAS**  
**UNEMPLOYMENT RATE**

<b>YEAR</b>	<b>PERIOD</b>	<b>ADJUSTED</b>	<b>CAMERON COUNTY</b>
2009	Jan	Not Adjusted	9.5
2009	Feb	Not Adjusted	9.3
2009	Mar	Not Adjusted	9.1
2009	Apr	Not Adjusted	8.4
2009	May	Not Adjusted	8.9
2009	Jun	Not Adjusted	10.4
2009	Jul	Not Adjusted	10.6
2009	Aug	Not Adjusted	10.5
2009	Sep	N/A	10.8
2009	Oct	N/A	N/A
2009	Nov	N/A	N/A
2009	Dec	N/A	N/A
2008	Annual	Not Adjusted	6.8
2008	Jan	Not Adjusted	6.5
2008	Feb	Not Adjusted	5.9
2008	Mar	Not Adjusted	5.8
2008	Apr	Not Adjusted	5.4
2008	May	Not Adjusted	6.0
2008	Jun	Not Adjusted	6.8
2008	Jul	Not Adjusted	7.0
2008	Aug	Not Adjusted	7.5
2008	Sep	Not Adjusted	7.3
2008	Oct	Not Adjusted	7.1
2008	Nov	Not Adjusted	7.4
2008	Dec	Not Adjusted	8.2

*Source: Texas LMCI Tracer*

**TABLE 3**

**CAMERON COUNTY JUVENILE PROBATION DEPARTMENT**  
 Statistical Report  
 10/01/2007 to 09/30/2008

CAMERON COUNTY

**Table 1: Summary Information**

Item 1. Total number of FORMAL referrals: 0 referral(s) excluded ... no specified offenses	2,583
Item 2. Number of Children referred:	1,700
Item 3. Total number of informal unofficial referrals:	17

**Table 2: Supervision Workload**

Item 1. Juveniles Adjudicated to Probation

	<u>Beginning of Period</u>	<u>Added to Supv During Period</u>	<u>Left Supv During Period</u>	<u>End of Period</u>	<u>Unsuccessful Terminations</u>
Cases	671	685	621	736	113
Children	622	546	508	660	94

Item 2. Juveniles Placed on Deferred Prosecution

	<u>Beginning of Period</u>	<u>Added to Supv During Period</u>	<u>Left Supv During Period</u>	<u>End of Period</u>	<u>Unsuccessful Terminations</u>
Cases	67	195	160	102	42
Children	67	193	158	102	42

Item 3. Juveniles Supervised Prior to Disposition (Conditional Release and Temporary)

	<u>Beginning of Period</u>	<u>Added to Supv During Period</u>	<u>Left Supv During Period</u>	<u>End of Period</u>
Cases	447	929	966	410
Children	447	784	821	410

Item 4. Parolees Supervised Under TYC Contract

	<u>Beginning of Period</u>	<u>Added to Supv During Period</u>	<u>Left Supv During Period</u>	<u>End of Period</u>
Cases	0	0	0	0
Children	0	0	0	0

CAMERON COUNTY JUVENILE PROBATION DEPARTMENT  
Statistical Report  
10/01/2008 to 09/30/2009

CAMERON COUNTY  
Table 3: Referrals

	Alleged Delinquent Behavior													Alleged C.I.N.S. Behavior										Grand Total Delinq & CINS						
	Felonies													Other than Status Only																
	Homicide	Attempted Homicide	Sexual Assault	Robbery	Aggravated Assault	Burglary	Theft	MV Theft	Drug Offenses	Weapon Violations	Other Violations	Felonies	Other Violations	Violations of PROB Order	Contempt of Magistrate Order	Total Delinquent	Truancy	Runaway	Theft	Disorderly Conduct	Inhalant Abuse	DUID	Liquor Laws		All Edu Expelled	Contempt of @Risk Order	Other C.I.N.S.	Total C.I.N.S.		
No Prior Refs	0	0	18	15	61	33	5	9	32	19	68	6	147	128	144	144	1	6	836	4	190	1	1	0	0	35	0	0	2	233
Prior Refs	2	0	5	19	103	63	16	17	46	16	82	3	148	74	135	165	184	7	1085	7	188	1	4	0	0	28	0	0	1	229
No Prior Adjud	1	0	20	21	103	63	12	18	52	27	103	9	225	168	213	221	1	10	1267	9	327	2	3	0	0	48	0	0	3	392
Prior Adjud	1	0	3	13	61	33	9	8	26	8	47	0	70	34	66	88	184	3	654	2	51	0	2	0	0	15	0	0	0	70
No Prior Comm	1	0	23	34	163	96	21	26	78	35	149	9	295	202	278	308	184	13	1913	11	378	2	5	0	0	62	0	0	3	461
Prior Comm	1	0	0	0	1	0	0	0	0	0	1	0	0	0	1	3	1	0	8	0	0	0	0	0	1	0	0	0	0	1
Police	2	0	23	34	159	96	21	26	76	34	147	9	294	200	277	303	165	13	1879	11	376	2	5	0	0	63	0	0	3	460
School	0	0	0	0	0	0	0	0	0	0	0	0	0	0	0	0	0	0	0	0	0	0	0	0	0	0	0	0	0	0
Other	0	0	0	0	5	0	0	0	2	1	3	0	1	2	2	6	20	0	42	0	2	0	0	0	0	0	0	0	0	2
County Resid	2	0	23	33	163	96	20	20	78	34	148	9	293	194	279	309	183	13	1897	11	378	2	5	0	0	63	0	0	3	462
Out of County	0	0	0	0	1	0	0	6	0	1	1	0	0	5	0	0	1	0	15	0	0	0	0	0	0	0	0	0	0	0
Out of State	0	0	0	1	0	0	1	0	0	0	0	0	2	1	0	0	0	0	5	0	0	0	0	0	0	0	0	0	0	0
Out of USA	0	0	0	0	0	0	0	0	0	0	1	0	0	2	0	0	1	0	4	0	0	0	0	0	0	0	0	0	0	0
Regular School	2	0	22	29	134	87	15	22	69	33	131	8	264	190	246	272	141	13	1678	10	339	2	5	0	0	54	0	0	3	413
Alt Education	0	0	1	2	24	6	3	2	6	2	11	1	23	4	24	33	36	0	178	1	21	0	0	0	0	7	0	0	0	29
Drop Out	0	0	0	3	4	2	1	2	2	0	6	0	5	4	8	4	8	0	49	0	8	0	0	0	1	0	0	0	9	58
Susp/Expelled	0	0	0	0	2	1	2	0	1	0	2	0	3	4	1	0	0	0	16	0	10	0	0	0	1	0	0	0	11	27
Pass & App Grade	1	0	11	7	55	32	9	8	28	12	53	6	127	105	111	136	36	6	743	2	177	1	2	0	0	26	0	0	2	210
Failing/Behind	1	0	12	27	109	64	12	18	50	23	97	3	168	97	168	173	149	7	1178	9	201	1	3	0	0	37	0	0	1	252
10 Years Old	0	0	0	1	1	0	0	0	0	1	3	0	8	1	0	1	0	0	16	0	0	0	0	0	0	0	0	0	0	0
11 Years Old	0	0	0	0	7	0	0	0	0	3	2	0	10	1	3	2	1	0	29	0	6	0	0	0	0	0	0	0	0	0
12 Years Old	0	0	2	1	11	3	0	0	0	2	7	0	23	3	4	21	6	0	83	0	12	0	0	0	0	0	0	0	12	36
13 Years Old	0	0	4	5	15	8	2	3	6	6	23	2	47	25	27	19	11	0	203	0	60	0	1	0	0	2	0	0	63	95
14 Years Old	1	0	3	5	31	23	5	4	14	6	20	0	69	39	61	71	30	3	385	4	105	1	0	0	0	15	0	0	125	266
15 Years Old	0	0	9	11	48	35	8	9	24	7	37	1	72	71	86	110	61	7	596	4	107	1	3	0	0	19	0	0	135	510
16 Years Old	1	0	5	11	49	24	6	9	33	10	57	6	65	57	97	82	58	3	573	3	81	0	1	0	0	27	0	0	113	731
17+ Years Old	0	0	0	0	2	3	0	1	1	0	1	0	1	5	1	3	18	0	36	0	7	0	0	0	0	0	0	0	7	686
Non-Hisp Male	0	0	0	0	3	5	1	2	4	0	5	0	2	11	5	4	0	42	0	7	0	0	0	0	1	0	0	0	8	50
Non-Hisp Female	0	0	0	0	2	0	0	0	0	0	2	0	3	1	4	1	2	0	15	0	3	0	0	0	0	1	0	0	4	19
Black Male	0	0	0	0	1	1	0	0	0	1	0	0	2	1	1	3	0	10	0	1	0	0	0	0	0	0	0	0	1	11
Black Female	0	0	0	0	0	0	0	0	0	0	0	0	2	0	0	1	1	4	0	3	0	0	0	0	0	0	0	0	3	7
Hispanic Male	2	0	21	28	117	84	18	15	58	29	122	8	185	121	223	236	138	5	1410	5	99	1	2	0	0	52	0	0	2	161
Hispanic Female	0	0	2	5	41	6	2	9	15	5	21	1	100	75	39	63	39	7	430	6	264	1	3	0	0	9	0	0	1	284
Other Male	0	0	0	0	1	0	0	0	1	0	0	0	3	0	1	0	1	0	7	0	1	0	0	0	0	0	0	0	1	8
Other Female	0	0	0	0	0	0	0	0	0	0	0	0	0	0	2	0	0	1	3	0	0	0	0	0	0	0	0	0	0	3
Total Referrals	2	0	23	34	164	96	21	26	78	35	150	9	295	202	279	309	185	13	1921	11	378	2	5	0	0	63	0	0	3	462







**TABLE 4**

**FAMILY VIOLENCE INCIDENTS IN CAMERON COUNTY**

<b>Family Violence Incidents</b>	<b>2006</b>	<b>2007</b>	<b>2008</b>
Cameron County SO	591	457	661
Brownsville PD	1,954	1,687	1,837
Combes PD	10	5	11
Harlingen PD	490	532	599
La Feria PD	67	88	85
Los Fresnos PD	33	28	11
Port Isabel PD	49	47	33
Primera PD	37	51	55
San Benito PD	295	253	238
Santa Rosa PD	27	N/A	10
UT Brownsville PD	N/A	N/A	N/A
South Padre Island PD	68	74	54
TSTC Harlingen PD	N/A	2	3
Cameron County Park Ranger PD	4	1	1
Brownsville ISD PD	N/A	N/A	N/A
Laguna Vista PD	11	16	17
<b>Cameron County Total</b>	<b>3636</b>	<b>3241</b>	<b>3615</b>

*Uniform Crime Reporting/TX Dept. of Public Safety  
2008*

**TABLE 5**

**FRIENDSHIP OF WOMEN, INC., SERVICES STATISTICS**  
**August 2008 – September 2009**  
**As reported on Integrated Tracking System**

<b>HOTLINE CALLS SEPT 08 TO AUG 09</b>				
<b>MONTH</b>	<b>D.V.</b>	<b>S.A.</b>	<b>O.H.C.</b>	<b>B.I.P.P.</b>
<b>SEPTEMBER</b>	69	10	1,027	9
<b>OCTOBER</b>	40	8	1,092	3
<b>NOVEMBER</b>	46	7	787	9
<b>DECEMBER</b>	263	29	480	5
<b>JANUARY</b>	289	17	516	7
<b>FEBRUARY</b>	186	17	428	8
<b>MARCH</b>	204	42	429	6
<b>APRIL</b>	288	21	420	9
<b>MAY</b>	208	11	385	7
<b>JUNE</b>	218	12	402	8
<b>JULY</b>	556	80	561	8
<b>AUGUST</b>	375	75	547	116
<b>TOTAL</b>	<b>2,742</b>	<b>329</b>	<b>7,074</b>	<b>195</b>

*\* The above calls are from new, continued and returned clients for fiscal 08-09 cycle.*

- D.V. – Domestic Violence calls on or about a victim of family violence.
- S.A. - Sexual Assault calls on or about a victim of sexual assault.
- O.H.C. – Other hotline calls.
- B.I.P.P. – Batterer’s Intervention & Prevention Program Referrals.

<b>Domestic Violence &amp; Sexual Assault Victims</b>		
<b>SEPT. 08. TO AUG. 09</b>		
<b>Domestic Violence Adults</b>	<b>Domestic Violence Children</b>	<b>Sexual Assault Victims</b>
554	252	70

*\* The above numbers include new, continued and returned clients for fiscal 08-09 cycle.*

# Friendship of Women, Inc. Services Statistics INTEGRATED TRACKING SYSTEM (ITS) 2008-2009

	Sep-08	Oct-08	Nov-08	Dec-08	Jan-09	Feb-09	Mar-09	Apr-09	May-09	Jun-09	Jul-09	Aug-09	TOTAL
# of Resident Clients	30	38	39	17	22	16	14	37	28	34	38	20	333
Adults	12	12	10	6	8	7	4	11	7	10	15	9	111
Children	18	26	29	11	14	6	10	26	21	24	23	11	219
# of NonResidents	58	41	50	36	38	30	33	32	26	50	54	48	496
Adults Female	42	33	42	35	37	29	31	31	26	46	52	45	449
Adults Male	3	2	0	0	1	0	1	0	1	1	1	1	11
Children	13	6	7	1	0	1	1	1	4	3	1	2	40
# of SA Clients	17	7	4	0	6	1	11	4	1	6	13	3	73
Adults	8	4	1	0	4	1	8	1	0	2	5	1	35
Children	9	3	3	0	2	0	3	3	1	4	4	2	34
# of Community Education	7	14	17	3	10	6	6	25	6	11	8	17	130
# of People Attending	819	714	855	173	166	239	758	1,152	116	552	476	2,428	8,448
# of Structure Education	0	4	11	3	19	12	13	17	49	5	3	3	139
# of People Attending	0	17	129	55	522	88	94	188	760	114	70	70	2,107
# of Professional	0	0	0	0	0	0	0	1	0	0	0	0	1
# of People Attending	0	0	0	0	0	0	0	106	0	0	0	0	106
Hotline Calls - DV	69	40	46	263	289	186	204	288	208	218	556	375	2,742
Hotline Calls- SA	10	8	7	29	17	17	42	21	11	12	80	75	329
Other Hotline Calls	1,027	1,092	787	480	516	428	429	420	385	402	561	547	7,074
**Total Overall Hotline Calls Total Hotline Calls (including OHC, DV, SA Calls)													10,145

TABLE 6

FAMILY CRISIS CENTER SERVICES STATISTICS  
INTEGRATED TRACKING SYSTEM (ITS) 2008

	JAN	FEB	MAR	APR	MAY	JUNE	JULY	AUG	SEPT	OCT	NOV	DEC	TOTAL
# of Resident Clients	21	17	29	32	47	53	32	33	34	31	32	28	389
Adults	8	5	9	13	14	14	13	12	13	12	13	11	137
Children	13	12	20	19	33	39	19	21	21	19	19	17	252
# of Non-Resident	47	61	79	109	134	115	64	113	123	104	89	78	1,116
Adults	39	45	56	67	83	61	46	68	77	67	52	50	711
Children	8	16	23	42	51	54	18	45	46	37	37	28	405
# of Sexual Assault Clients	30	29	30	39	39	52	46	54	48	58	34	32	491
Adults	26	25	24	29	30	41	38	35	42	46	27	26	389
Children	4	4	6	10	9	11	8	19	6	12	7	6	102
# of Community Ed.	2	2	6	7	6	9	2	6	6	25	20	29	120
# of Peo. Attending	30	58	463	1,075	944	1,796	16	1,312	275	1,458	520	614	8,561
# of Structured Ed.	14	31	2	30	1	4	0	1	9	25	13	2	132
# of Peo. Attending	223	577	26	546	21	73	0	17	194	897	494	43	3,111
# of Professional	0	3	1	1	0	9	0	7	1	3	2	0	27
# of Peo. Attending	0	59	9	53	0	303	0	314	4	175	55	0	972
Hotline Calls – DV	62	65	138	109	106	108	98	106	109	137	109	115	1,262
Hotline Calls – SA	49	23	44	50	37	56	84	86	54	28	29	51	591

**FAMILY CRISIS CENTER, INC., INTEGRATED TRACKING SYSTEM (ITS) 2008 - 2009**

	Sept	Oct	Nov	Dec	Jan	Feb	Mar	Apr	May	June	July	Aug	Total
# of Resident Clients	34	31	32	28	35	14	30	32	51	29	23	34	373
Adults	13	12	13	11	12	7	9	12	16	8	9	12	134
Children	21	19	19	17	23	7	21	20	35	21	14	22	239
# of Non-Resident Adults	123	104	89	78	87	26	87	80	77	53	43	89	936
Children	77	67	52	50	52	16	55	48	55	44	42	48	606
# of Sexual Assault Clients	46	37	37	28	35	10	32	32	22	9	1	41	330
Adults	48	58	34	32	24	29	27	31	33	28	39	30	413
Children	42	46	27	26	20	21	20	25	25	20	29	24	325
# of Com. Ed. Pres.	6	12	7	6	4	8	7	6	8	8	10	6	88
# of Structured Ed. Pres.	6	25	20	29	10	8	11	12	5	1	0	4	131
# of Peo. Attend	275	1,458	520	614	203	386	492	1,798	374	13	0	1,712	7,845
# of Structured Ed. Pres.	9	25	13	2	17	62	5	3	2	23	6	2	169
# of Peo. Attend Struct. Ed. Pres.	194	897	494	43	380	1,332	182	56	55	171	159	65	4,028
# of Prof. Trainings	1	3	2	0	3	1	0	2	1	1	4	8	26
# of Peo. Attend Pro. Trng	4	175	55	0	55	35	0	200	25	200	636	301	1,686
Hotline Calls-DV	109	137	109	115	121	95	80	57	87	83	85	95	1,173
Hotline Calls - SA	54	28	29	51	50	22	27	28	36	36	37	36	434

**FAMILY CRISIS CENTER, INC., INTEGRATED TRACKING SYSTEM (ITS) 2008**

	Jan	Feb	Mar	Apr	May	June	July	Aug	Sept	Oct	Nov	Dec	Total
# of Resident Clients	21	17	29	32	47	53	32	33	34	31	32		361
Adults	8	5	9	13	14	14	13	12	13	12	13		126
Children	13	12	20	19	33	39	19	21	21	19	19		235
# of Non-Resident Adults	47	61	79	109	134	115	64	113	123	104	89		1,038
Children	39	45	56	67	83	61	46	68	77	67	52		661
# of Sexual Assault Clients	8	16	23	42	51	54	18	45	46	37	37		377
Adults	30	29	30	39	39	52	46	54	48	58	34		459
Children	26	25	24	29	30	41	38	35	42	46	27		363
# of Community Ed. Presentations	4	4	6	10	9	11	8	19	6	12	7		96
Peo.Attending # of Structured Ed.	2	2	6	7	6	9	2	6	6	25	20		91
Peo.Attending # of Structured Ed.	30	58	463	1,075	944	1,796	16	1,312	275	1,458	520		7,947
Peo.Attending # of Professional	14	31	2	30	1	4	0	1	9	25	13		130
Peo.Attending # of Professional	223	577	26	546	21	73	0	17	194	897	494		3,068
Peo.Attending # of Hotline Calls - DV	0	3	1	1	0	9	0	7	1	3	2		27
Peo.Attending # of Hotline Calls - SA	0	59	9	53	0	303	0	314	4	175	55		972
Hotline Calls - DV	62	65	138	109	106	108	98	106	109	137	109		1,147
Hotline Calls - SA	49	23	44	50	37	56	84	86	54	28	29		540

**UNDUPLICATED SEXUAL ASSAULT RESIDENT/NON-RESIDENT (ITS) 2008**

Client Type	Jan-08	Feb-08	Mar-08	Apr-08	May-08	Jun-08	Jul-08	Aug-08	Sep-08	Oct-08	Nov-08	Dec-08	Total
# of Resident Adult Clients	0	0	0	0	0	0	0	0	1	0	0	0	1
# of Resident Child Clients	0	0	0	0	4	0	0	0	0	0	0	0	4
# of Non-Resident Adult Clients	1	3	3	3	0	8	5	2	5	3	3	2	38
# of Non-Resident Child Clients	1	1	3	0	2	1	3	13	1	1	1	1	28
<b>Totals</b>	<b>2</b>	<b>4</b>	<b>6</b>	<b>3</b>	<b>6</b>	<b>9</b>	<b>8</b>	<b>15</b>	<b>7</b>	<b>4</b>	<b>4</b>	<b>3</b>	<b>71</b>

**UNDUPLICATED DOMESTIC VIOLENCE RESIDENT/NON-RESIDENT (ITS) 2008 - 2009**

Client Type	Sep-08	Oct-08	Nov-08	Dec-08	Jan-09	Feb-09	Mar-09	Apr-09	May-09	Jun-09	Jul-09	Aug-09	Total
# of Resident Adult Clients	13	6	7	5	7	6	4	7	7	1	9	9	81
# of Resident Child Clients	21	8	11	12	14	6	15	10	25	7	14	20	163
# of Non-Resident Adult Clients	77	38	21	22	28	16	23	19	29	26	26	23	348
# of Non-Resident Child Clients	46	27	13	8	21	10	14	5	10	3	1	14	172
<b>Totals</b>	<b>157</b>	<b>79</b>	<b>52</b>	<b>47</b>	<b>70</b>	<b>38</b>	<b>56</b>	<b>41</b>	<b>71</b>	<b>37</b>	<b>50</b>	<b>66</b>	<b>764</b>

**UNDUPLICATED SEXUAL ASSAULT RESIDENT/NONRESIDENT (ITS) 2008 - 2009**

Client Type	Sep-08	Oct-08	Nov-08	Dec-08	Jan-09	Feb-09	Mar-09	Apr-09	May-09	Jun-09	Jul-09	Aug-09	Total
# of Resident Adult Clients	1	0	0	0	3	1	0	0	0	1	0	1	7
# of Resident Child Clients	0	0	0	0	5	1	0	0	0	0	0	2	8
# of Non-Resident Adult Clients	5	3	3	2	0	2	4	3	1	1	5	6	35
# of Non-Resident Child Clients	1	1	1	1	1	2	2	4	2	4	2	0	21
<b>Totals</b>	<b>7</b>	<b>4</b>	<b>4</b>	<b>3</b>	<b>9</b>	<b>6</b>	<b>6</b>	<b>7</b>	<b>3</b>	<b>6</b>	<b>7</b>	<b>9</b>	<b>71</b>

**TABLE 7**

**CAMERON COUNTY FELONY OFFENSES IN 2006- 2008**

	<b>2006</b>	<b>2007</b>	<b>2008</b>
Total Felonies	4,863	4,386	4,411
Total Violent Crimes	2,173	1,391	1,800
Homicide	35	33	23
Manslaughter	36	3	0
Intoxication Manslaughter	7	10	4
Adult Physical Assault	528	515	489
Child Physical Assault	451	233	214
Adult Sexual Assault	113	32	39
Child Sexual Assault	373	143	217
Elder Abuse	19	33	13
Robbery	206	130	153
DWI	340	282	264
Felony Domestic Violence	30	35	19
Other	55	224	330
Protective Orders Processed	2,342	2,609	2,337
Number of Victims' Served	3,293	2,581	2,273
Misdemeanor Domestic Violence	1,052	1,011	1,283
Violation of Protective Orders (MISD)	67	78	67

<b>Breakdown of Felony Offenses</b>	<b>Year: 2006</b>	<b>Year: 2007</b>	<b>Year: 2008</b>
Total Felony Offenses Submitted:	4,863	4,386	4,411
Number of cases for total victim assisted:	1,367	1,117	1,154
Number of drug cases submitted:	993	733	923
All other cases:	1,697	1,980	1,688

TABLE 8

2008 CAMERON COUNTY INDEX CRIMES BY AGENCY

	MURDER	RAPE	ROBBERY	AGGRAVATE D ASSAULT	BURGLARY	LARCENY	AUTOTHEFT	TOTAL	MONTHS REPORT
Cameron CO SO									
Population 94,863									12
Number of Offenses	4	39	24	285	806	804	116	2,078	
Rate per 100,000	4.3	41.5	25.6	303.6	858.6	856.4	123.6	2213.6	
Offenses Cleared	7	18	11	92	94	116	9	347	
Percent Cleared	175	46	46	32	12	14	8	17	
Number of Arrests	9	18	18	75	121	143	6	390	
Brownsville PD									
Population 172,239									12
Number of Offenses	4	26	173	431	1590	8205	344	10773	
Rate per 100,000	2.3	14.7	97.8	243.7	898.8	4638.4	194.5	6090.2	
Offenses Cleared	7	8	70	227	250	920	36	1518	
Percent Cleared	175	31	40	53	16	11	10	14	
Number of Arrests	5	7	90	228	354	1171	39	1894	
Combes PD									
Population 2,920									12
Number of Offenses	0	0	0	12	30	32	8	82	
Rate per 100,000	0	0	0	423	1057.5	1128	282	2890.5	
Offenses Cleared	0	0	0	3	0	3	3	9	
Percent Cleared	0	0	0	25	0	9	38	11	
Number of Arrests	0	0	0	2	0	0	0	2	
Harlingen PD									
Population 64,084									12
Number of Offenses	4	33	88	330	1016	3181	190	4842	
Rate per 100,000	6.2	50.8	135.5	508.3	1565	4899.7	292.7	7458.2	
Offenses Cleared	2	18	43	177	186	794	50	1270	
Percent Cleared	50	55	49	54	18	25	26	26	
Number of Arrests	3	3	43	133	184	731	6	1103	
La Feria PD									
Population 7,008									12
Number of Offenses	0	0	2	10	86	252	3	353	
Rate per 100,000	0	0	28.7	143.4	1233.5	3614.5	43	5063.1	
Offenses Cleared	0	0	0	3	7	22	0	32	
Percent Cleared	0	0	0	30	8	9	0	9	
Number of Arrests	0	0	0	12	8	13	2	35	

TABLE 8

2008 CAMERON COUNTY INDEX CRIMES BY AGENCY

	MURDER	RAPE	ROBBERY	AGGRAVATED ASSAULT	BURGLARY	LARCENY	AUTOTHEFT	TOTAL	MONTHS REPORT 12
Los Fresnos PD									
Population 5,339									
Number of Offenses	0	0	1	1	18	57	0	77	
Rate per 100,000	0	0	18.3	18.3	329.1	1042.2	0	1,407.9	
Offenses Cleared	0	0	0	1	1	6	1	9	
Percent Cleared	0	0	0	100	6	11	0	12	
Number of Arrests	0	0	0	0	2	8	1	11	12
Port Isabel PD									
Population 5,525									
Number of Offenses	0	11	3	16	51	276	2	359	
Rate per 100,000	0	207.5	56.6	301.8	962.1	5206.6	37.7	6772.3	
Offenses Cleared	0	8	2	15	26	88	3	142	
Percent Cleared	0	73	67	94	51	32	150	40	
Number of Arrests	0	7	0	17	10	49	0	83	12
Primera PD									
Population 3,291									
Number of Offenses	0	1	0	3	31	62	6	103	
Rate per 100,000	0	26.6	0	85.9	888	1776	171.9	2950.4	
Offenses Cleared	0	1	0	1	4	22	4	32	
Percent Cleared	0	100	0	33	13	35	67	31	
Number of Arrests	0	0	0	0	0	0	0	0	12
San Benito PD									
Population 25,399									
Number of Offenses	1	9	17	60	255	729	61	1132	
Rate per 100,000	4	36.3	68.5	241.9	1027.9	2938.7	245.9	4563.2	
Offenses Cleared	1	10	13	46	48	232	20	370	
Percent Cleared	100	111	76	77	19	32	33	33	
Number of Arrests	0	6	6	23	42	118	6	201	12
Santa Rosa PD									
Population 3,029									
Number of Offenses	0	1	2	6	17	26	2	54	
Rate per 100,000	0	31.6	63.2	189.6	537.3	821.7	63.2	1706.6	
Offenses Cleared	0	1	1	5	2	2	1	12	
Percent Cleared	0	100	50	83	12	8	50	22	
Number of Arrests	0	1	1	1	2	3	1	9	

TABLE 8

2008 CAMERON COUNTY INDEX CRIMES BY AGENCY

	MURDER	RAPE	ROBBERY	AGGRAVATED ASSAULT	BURGLARY	LARCENY	AUTOTHEFT	TOTAL	MONTHS REPORT
UT Brownsville PD									12
Population 0									
Number of Offenses	0	0	1	2	4	42	4	53	
Rate per 100,000	0	0	0	0	0	0	0	0	
Offenses Cleared	0	0	0	2	2	3	0	7	
Percent Cleared	0	0	0	100	50	7	0	13	
Number of Arrests	0	0	0	1	1	1	0	3	
So Padre Island PD									12
Population 2,661									
Number of Offenses	0	11	8	31	134	549	18	751	
Rate per 100,000	0	393.3	286	1108.3	4790.8	19628.2	643.5	26850.1	
Offenses Cleared	0	2	1	17	9	92	5	126	
Percent Cleared	0	18	13	55	7	17	28	17	
Number of Arrests	0	2	0	18	13	70	4	107	
TSTC Harlingen PD									12
Population 0									
Number of Offenses	0	0	0	0	2	23	0	25	
Rate per 100,000	0	0	0	0	0	0	0	0	
Offenses Cleared	0	0	0	0	0	3	0	3	
Percent Cleared	0	0	0	0	0	13	0	12	
Number of Arrests	0	0	0	0	0	1	0	1	
Cameron Co Park Rangers PD									12
Population 0									
Number of Offenses	0	0	2	8	12	37	2	61	
Rate per 100,000	0	0	0	0	0	0	0	0	
Offenses Cleared	0	0	1	5	10	5	0	21	
Percent Cleared	0	0	50	63	83	14	0	34	
Number of Arrests	0	0	5	3	6	3	1	18	
Brownsville ISD PD									12
Population 0									
Number of Offenses	0	0	0	0	0	0	0	0	
Rate per 100,000	0.0	0.0	0.0	0.0	0.0	0.0	0.0	0.0	
Offenses Cleared	0	0	0	0	0	0	0	0	
Percent Cleared	0	0	0	0	0	0	0	0	
Index Crime Arrests	0	0	0	0	0	0	0	0	

TABLE 8

2008 CAMERON COUNTY INDEX CRIMES BY AGENCY

	MURDER	RAPE	ROBBERY	AGGRAVATED ASSAULT	BURGLARY	LARCENY	AUTOTHEFT	TOTAL	MONTHS REPORTED
Laguna Vista PD	0	2	0	4	29	48	8	91	12
Population 2,674									
Number of Offenses	0	56.6	0	113.2	820.6	1358.2	226.4	2575	
Rate per 100,000	0	1	0	4	3	4	4	16	
Offenses Cleared	0	50	0	100	10	8	50	18	
Percent Cleared	0	0	0	1	2	3	1	7	
Number of Arrests									12

Source: DPS Uniform Crime Reporting Bureau: 2008 Index Crimes by Agency and County

**TABLE 9  
CAMERON COUNTY LAW ENFORCEMENT AGENCIES**

<u>DEPARTMENT</u>	<u>COMMISSIONED</u>	<u>CIVILIAN</u>
Cameron County SO	103	312
Brownsville PD	234	72
Combes PD	4	0
Harlingen PD	122	31
La Feria PD	13	4
Los Fresnos PD	14	7
Port Isabel PD	16	4
Primera PD	5	1
San Benito PD	46	8
Santa Rosa PD	4	0
UT Brownsville PD	16	21
South Padre Island PD	25	11
TSTC Harlingen PD	8	4
Cameron County Park Ranger PD	10	0
Brownsville ISD PD	*	*
Laguna Vista PD	7	0

*Source: DPS Uniform Crime Reporting Bureau: 2008 Law Enforcement Personnel*

*Agencies with \* did not return this survey.*

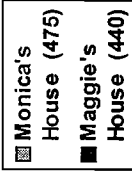

TABLE 10

**Cameron County Children's Advocacy Centers, Inc.  
Service Statistics**

Forensic Interviews

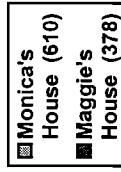

2007

January-December 915





2008

January-December 988





Abuse Breakdown of Children Served

2007



2008



**Gender Breakdown of Children Served**

<b>2007</b>	<b>2008</b>
Male: 316	Male: 341
Female: 599	Female: 647

**Age Breakdown of Children Served**

<b>2007</b>	<b>2008</b>
2-5: 210	2-5: 201
6-12: 429	6-12: 491
13-17: 274	13-17: 294
18 & up: 2	18 & up: 2

**Red Flag/Green Flag School Presentations-Third Grade Students**

This is a personal safety program for children. Children ages 8-11 learn how to recognize an abusive situation involving people they already know—family, friends and acquaintances. It also addresses how to recognize abuse and then telling until someone listens.

**School Year – August 2007 – May 2008**

Total Presentations:	194
Total Participants:	4267

**School Year – August 2008 – May 2009**

Total Presentations:	123
Total Participants:	2896

**Cameron County Children's Advocacy Centers, Inc.**

**Service Statistics**

Cities where children were served

**2007**

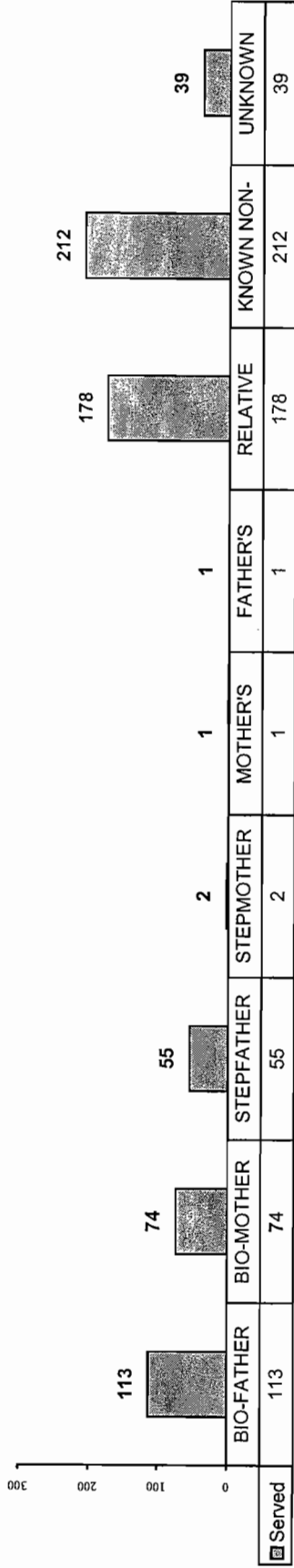
City	Children	City	Children	City	Children
Santa Maria	1	Rio Hondo	9	Olmito	1
Primera	2	Santa Rosa	9	Rancho Viejo	1
Los Indios	6	Raymondville	27	South Padre Island	4
Port Isabel	31	La Feria	17	Laguna Vista	4
Lyford	17	San Benito	107	Laguna Heights	11
Combes	2	Harlingen	173	Brownsville	438
Los Fresnos	21	Sebastian	5	Port Mansfield	1

**2008**

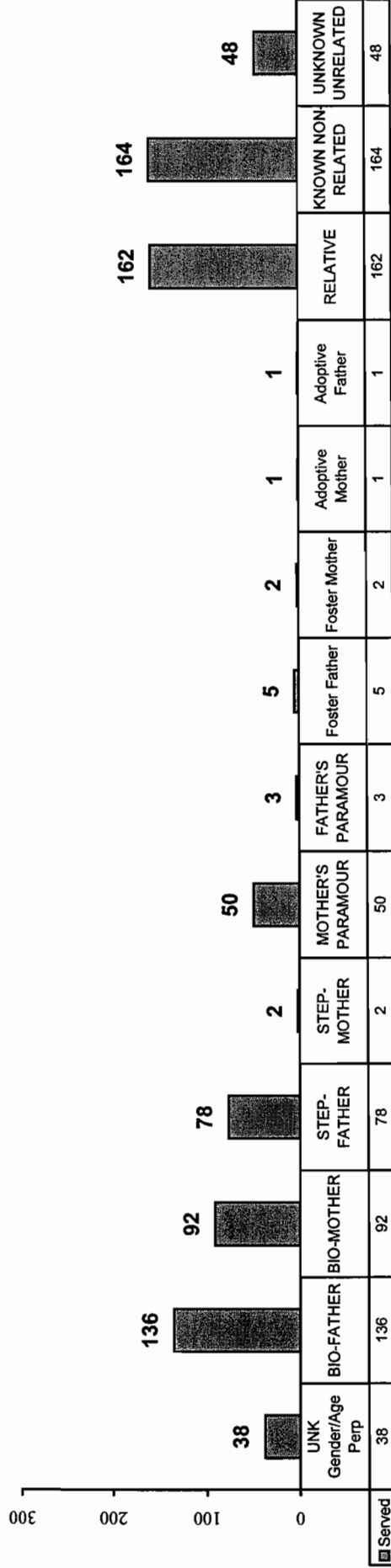
City	Children	City	Children	City	Children
Santa Maria	0	Rio Hondo	11	Olmito	4
Primera	9	Santa Rosa	19	Rancho Viejo	3
Los Indios	1	Raymondville	15	South Padre Island	7
Port Isabel	15	La Feria	15	Laguna Vista	1
Lyford	5	San Benito	82	Laguna Heights	0
Combes	2	Harlingen	158	Brownsville	600
Los Fresnos	24	La Paloma	2		

**Relationship of Offender to Child Victim**

**2007**



**2008**





DISPROPORTIONATE MINORITY CONTACT IN TEXAS' JUVENILE JUSTICE SYSTEM

**What is DMC?**

Disproportionate Minority Contact (DMC) occurs when minorities come in contact with the justice system at higher rates than non-minorities. The U.S. Department of Justice, Office for Juvenile Justice and Delinquency Prevention (OJJDP), requires states that receive federal juvenile funds to monitor rates of minority youth contact and develop a three-year plan for compliance with DMC. OJJDP defines minorities as non-Anglo racial or ethnic groups (i.e., African-American, Hispanic, Asian, and Other).

**Why is monitoring DMC important?**

Monitoring the Relative Rate Index allows states to determine where DMC is occurring, both geographically and systemically. States determine whether significant findings are due to bias or other factors and develop plans to reduce significant findings of DMC.

**What is a Relative Rate Index (RRI) and how is it used?**

RRIs are a measure of the extent of disproportionality between minority and Anglo youth contact within the system. Using population and justice system data entered by the states, OJJDP's automated system calculates RRIs for each county at the following juvenile justice system phases: arrest, referral, diversion, detention, petition, delinquent findings, probation, detainment, and transfer to adult system. The automated system for OJJDP compares the rate of occurrence for Anglo youth to the rate of occurrence for all minority youth. Below are potential outcomes:

- If the RRI equals 1.00, then the rate of occurrence for minority youth is similar to the rate of occurrence for Anglo youth.
- If the RRI is greater than 1.00, then the rate of occurrence for minority youth is higher than the rate of occurrence for Anglo youth.
- If the RRI is less than 1.00, then the rate of occurrence for minority youth is lower than the rate of occurrence for Anglo youth.

**What does a RRI mean for the Council of Governments (COGS)?**

OJJDP, using its automated system, calculates what RRI numbers are statistically significant in a preformatted DMC results table. The table, as seen below, has several numbers listed in red and others in black. The most important numbers for COGs are those highlighted in red.

**\*\*THE INFORMATION CONTAINED IN THIS TABLE IS FOR EXAMPLE PURPOSES ONLY\*\***

Data Items	Anglo Rate of Occurrence	Minority Rate of Occurrence	Relative Rate Index
1. Population at Risk			
2. Arrest	67.75	75.01	1.11
3. Referral	50.12	54.71	1.09
4. Diversion	7.3	5.16	0.71
5. Detention	26.37	37.99	1.44
6. Petitioned/ Charge filing	67.48	67.08	0.99
7. Delinquent Findings	54.45	67.84	1.25
8. Probation	91.17	88.14	0.97
9. Confinement in Secure Correctional Facilities	8.27	10.66	1.29
10. Transferred to Adult Court	0.3	0.82	2.73

**\*\*THE INFORMATION CONTAINED IN THIS TABLE IS FOR EXAMPLE PURPOSES ONLY\*\***

The numbers in red indicate a **statistically significant disparity** between minority youth and Anglo youth. When looking at this chart, pay special attention to the diversion number. The diversion RRI number may be lower than "1" and still be highlighted in red. A statistically significant RRI for diversion will always be below "1" because it reflects that minorities are less likely to be deferred, a traditionally less punitive result in any juvenile case. So in the case of the chart above, minority youth are 29 percent less likely to be deferred than Anglo youth, and thus the RRI is statistically significant as deemed by OJJDP. Looking at the chart again, it becomes clear that minority youth were 11 percent more likely to be arrested than Anglo youth. Keep in mind that that any decimal point above or below "1" represents a percentage.

Attached to this, you will find an excel spreadsheet that contains information on counties in your COG Region where DMC has a statistically significant result.

### **Is DMC Caused by Bias?**

Although DMC is an indicator of disproportionate contact, factors other than bias also contribute to DMC. The Public Policy Research Institute (PPRI) at Texas A&M University concluded that factors other than race/ethnicity had more influence at each decision point.<sup>i</sup> Those factors included: school discipline history, academic performance, family income, urbanicity, and living situation.

### **How does a COG use this information?**

The purpose of reviewing DMC data is to assess the reasons for DMC, if it exists, and to develop and implement intervention strategies to address these identified reasons.

---

<sup>i</sup> Carmichael, Dottie J., Guy D. Whitten and Michael Voloudakis. (October 2005). "Study of Minority Over-Representation in the Texas Juvenile Justice System," Public Policy Research Institute, Texas A&M University.

**AREA REPORTED**

State : Texas  
 County : Cameron

**Data Entry Section**

Reporting Period 1/1/2007  
 through 12/31/2007

	Total Youth	White	Black or African-American		Hispanic or Latino	Asian	Native Hawaiian American or other Pacific Islanders				Other/ Mixed	All Minorities
			American	Islander			Native	Alaska Native	Indian or Alaska Native			
1. Population at risk (age 10 through 17)	45,583	2,939	135	42,215	0	0	0	0	0	0	294	42,644
2. Juvenile Arrests	3,181	140	29	3,012	0	0	0	0	0	0	0	3,041
3. Refer to Juvenile Court	2,606	101	9	2,481	0	0	0	0	0	0	15	2,505
4. Cases Diverted	544	22	0	518	0	0	0	0	0	0	4	522
5. Cases Involving Secure Detention	1,399	61	8	1,324	0	0	0	0	0	0	6	1,338
6. Cases Petitioned (Charge Filed)	1,263	51	3	1,202	0	0	0	0	0	0	7	1,212
7. Cases Resulting in Delinquent Findings	892	38	2	849	0	0	0	0	0	0	3	854
8. Cases resulting in Probation Placement	868	37	2	826	0	0	0	0	0	0	3	831
9. Cases Resulting in Confinement in Secure Juvenile Correctional Facilities	21	1	0	20	0	0	0	0	0	0	0	20
10. Cases Transferred to Adult Court	3	0	0	3	0	0	0	0	0	0	0	3

Meets 1% rule for group to be assessed?  
*release 10/17/05*

**5. DATA SOURCES & NOTES**

- Item 1. Population: The Other category consists of the
- Item 2. Arrest: Item 2. Arrest:
- Item 3. Referral: Item 4. Diversion:
- Item 4. Diversion: Item 6. Petitioned:
- Item 5. Detention: Item 8. Probation:
- Item 6. Petitioned: Item 10. Transferred:
- Item 7. Delinquent:
- Item 8. Probation:
- Item 9. Confinement:
- Item 10. Transferred: