

LOWER RIO GRANDE VALLEY DEVELOPMENT COUNCIL



AGENDA

MEETING OF THE LRGVDC BOARD OF DIRECTORS

LRGVDC Main Campus, 301 W. Railroad Street, Building B Weslaco, TX 78596

Wednesday, June 28, 2023, 12:00 noon

Audio access is available by calling 1 (646) 749-3122, Access Code: 732-683-597

Presiding: Mayor David Suarez, President

Item #1: Call to Order

- A. Roll Call
- B. Invocation
- C. Pledge of Allegiance

Item #2: Consideration and ACTION to Approve
Meeting Minutes (May 31, 2023)-----President

Item #3: Public Comment

Item #4: Administration..... Manuel Cruz
Executive Director

- A. Consideration and **ACTION** to Appoint Board Designee and Alternate to Texas Association of Regional Councils (TARC)..... President
- B. Presentation and Possible **ACTION** on Texas Gas Service Rate CaseStacy McTaggart
Rates & Regulatory Director
- C. Presentation from Texas General Land Office (GLO) on Update on LRGV Economic Development Strategy & Diversification Study Elija Casas
Debbie Lindsey-Opel
Tx GLO
- D. Executive Director Report..... Manuel Cruz
Executive Director

1. Introduction of New Staff Members
2. Updates on Regional News, Funding Opportunities, Trainings, and Legislation

Item #5: Department Reports

**A. Community & Economic Development Manuel Cruz
Executive Director**

Program Action Item

1. Consideration and **ACTION** to Approve Resolution 2023 – 03 Supporting Mexico Paying their Water Debt

Program Status Reports

- Economic Development Administration
- Regional Small Cities Coalition (RSCC)
- Community & Economic Development Assistance Fund
- Solid Waste Management Program
- Water Quality Program
- Regional Water Resource Advisory Committee (RGRWA)
- Rio Grande Regional Water Planning Group (Region M)
- Reservoir Levels

**B. Health & Human Services Margarita Lopez
Director**

Program Status Reports

- Direct Consumer Services
- Senior Subrecipient and Senior Center Operations
- Special Services Report
- Aging and Disabilities Resource Center
- Housing Navigator Report
- Special Initiatives Report

**C. Public Safety..... Manuel Cruz
Executive Director**

Program Status Reports

- Criminal Justice & Homeland Security Program Status Reports Cesar Merla
Assistant Director
- Regional Police Academy Status Reports Gilbert Luna
Assistant Director
- Rio Grande Valley Emergency Communication District
Status Reports..... Dennis Moreno
Assistant Director
- GIS Division

- Community Engagement Division
- 9-1-1 | Information Technology

D. Transportation

Valley Metro Action Item Tom Logan
Director

1. Consideration and **ACTION** to Approve Procurement of Heavy-Duty Shop Equipment

Valley Metro Status Reports

- Ridership Report
- Regional Transportation Advisory Panel (RTAP) Activity
- Public Outreach Events

Rio Grande Valley MPO Status Report.....**Andrew Canon**
RGVMPO Executive Director

Item #6: Executive Session

- A. Closed Session pursuant to Sec. 551.072 Tex. Gov’t Code (purchase of real property) to discuss the purchase of land for multimodal transit terminal.

Item #7: New or Unfinished Business

Item #8: Adjourn

REMINDER
NO MEETING IN JULY
Next Meetings:
Wednesday, August 30, 2023

Agenda items may be considered, deliberated and/or acted upon in a different order than numbered above.

The Board of Directors of the Lower Rio Grande Valley Development Council reserves the right to adjourn into Executive (Closed) session at any time during the course of this meeting to discuss any of the items listed on this agenda as authorized by the Texas Open Meetings Act, Chapters 551.071, 551.072, 551.074, and 551.075, Texas Government Code. No final action will be taken during the Executive Session.

PUBLIC INPUT POLICY:

“At the beginning of each LRGVDC meeting, the LRGVDC will allow for an open public forum/comment period. This comment period shall not exceed one-half (1/2) hour in length and each speaker will be allowed a maximum of three (3) minutes to speak. All individuals desiring to address the LRGVDC must be signed up to do so prior to the open comment period. The purpose of this comment period is to provide the public an opportunity to address issues or topics that are under the jurisdiction of the LRGVDC. For issues or topics which are not otherwise part of the posted agenda for the meeting, LRGVDC members may direct staff to investigate the issue or topic further. No action or discussion shall be taken on issues or topics which are not part of the posted agenda for the meeting. Members of the public may be recognized on posted agenda items deemed appropriate by the Chair as these items are considered, and the same 3-minute time limitation applies.”

ITEM #2.

MINUTES

MINUTES

MEETING OF THE LOWER RIO GRANDE VALLEY DEVELOPMENT COUNCIL BOARD OF DIRECTORS

12:00 PM WEDNESDAY, MAY 31, 2023

HELD IN-PERSON AND VIA GLOBAL GOTOMEETING VIDEO CONFERENCE PLATFORM
INITIATED AND CHAIRED FROM
LRGVDC MAIN CAMPUS - 301 W. RAILROAD STREET, WESLACO, TEXAS
BUILDING B, KEN JONES EXECUTIVE BOARD ROOM

PRESIDING: PRESIDENT AMBROSIO “AMOS” HERNANDEZ

- DRAFT -

President Ambrosio Hernandez called the meeting to order at 12:24 pm. Roll Call was taken, and a quorum was declared. He then moved to item 2. Consideration and Action to Approve Meeting Minutes (April 26, 2023). *Mayor Oscar Montoya made a motion to approve the minutes from April 26, 2023, as presented. Ms. Lupita Sanchez seconded, and upon a vote the motion carried unanimously.*

President Hernandez next moved to item 3. - Public Comment, there being none he moved to item 4. Administration and recognized Mr. Manuel Cruz, Executive Director to address the following:

4. A. - Consideration and Action on Recommendations from Nominating Committee

1. Selection of Five (5) Persons for Election as Members-at-large to the General Membership

NAME	CITY	COUNTY
Ms. Helen Ramirez	Brownsville	Cameron
Mr. Chris Gonzalez	Mission	Hidalgo
Mr. Sergio Contreras	Mission	Hidalgo
Mr. Eleazar Garcia, Jr.	Raymondville	Willacy
VACANT		

Mayor Javier Villalobos nominated Mr. Rick Salinas from Lyford to fill the vacancy; Mayor David Suarez seconded the motion, and upon a vote the motion carried unanimously, the final slate of members-at-large selected by the Board of Directors is as follows:

NAME	CITY	COUNTY
<i>Ms. Helen Ramirez</i>	<i>Brownsville</i>	<i>Cameron</i>
<i>Mr. Chris Gonzalez</i>	<i>Mission</i>	<i>Hidalgo</i>
<i>Mr. Sergio Contreras</i>	<i>Mission</i>	<i>Hidalgo</i>
<i>Mr. Eleazar Garcia, Jr.</i>	<i>Raymondville</i>	<i>Willacy</i>
<i>Mr. Rick Salinas</i>	<i>Lyford</i>	<i>Willacy</i>

2. Selection of Three (3) Members-at-Large to be Elected to the 2023-2024 Board of Directors

The Nominating Committee recommends the following individuals to fill the three (3) at-large seats on the Board of Directors for 2023-2024:

NAME	CITY	COUNTY
Jim Darling	McAllen	Hidalgo
Mr. Eleazar Garcia, Jr.	Raymondville	Willacy
Ms. Ann Williams Cass	McAllen	Hidalgo

Commissioner David Garza made a motion to approve the slate of the three (3) members-at-large as presented and recommended by the Nominating Committee to serve on the Board of Director. Commissioner Abiel Flores seconded the motion, and upon a vote the motion carried unanimously.

President Hernandez next moved to Item 4. B. – Board Member Recognition. Mr. Manuel Cruz was recognized and stated that he has a plaque for former Brownsville Mayor Trey Mendez in recognition of his four (4) years of service on the LRGVDC Board of Directors and Executive Committee. Mr. Mendez was not present; however, Mr. Cruz will present his plaque in person at the earliest opportunity. Mr. Cruz next presented a gavel plaque to President Ambrosio “Amos” Hernandez for his year of leadership, hard work, and dedication for his service as Board President this past year. President Hernandez thanked his colleagues and LRGVDC staff for this recognition.

President Hernandez next moved to item 4. C. – Executive Director Report and recognized Mr. Cruz. Mr. Cruz stated that as many here may already be aware, our region has been designated as the Broadband South Texas Regional Working Group (STRWG). The Regional Working Group coverage map was displayed on the screen and Mr. Cruz pointed out that the STRWG region is quite large, it extends from Eagle Pass down to Brownsville and up to Corpus Christi. Mr. Cruz informed the Board that he has been appointed Co-Chair along with Ms. Emily Martinez, Director of Regional Economic Development for Coastal Bend Council of Governments (CBCOG). Mr. Cruz extended an invitation for Board Members to volunteer and/or recommend additional members to join the STRWG. The memo with information on this invitation that was recently emailed to the Board was also provided in the meeting packet as a reference.

Mr. Cruz next introduced Mr. Cesar Merla, formerly of the Health & Human Service Department, and now the Assistant Director of CJD/HLS in the Public Safety Department, the return of Mr. Tom Logan as the Interim Director of Valley Metro, Mr. Hector Martinez who is now an Accounting Tech with the Valley Metro Department, and Mr. John Gonzales, Mr. Juan Murillo, and Mr. Alfredo Sanchez who are all now Vehicle Drivers with Valley Metro.

Mr. Cruz stated that a report of Legislative Bills that the Texas Association of Regional Councils (TARC) is tracking is available for review in the meeting packet.

Mr. Cruz thanked the Regional Water Resource Advisory Committee (RWRAC), the Board of Directors, the Stormwater Task Force, and sponsors: COSTEP, Island Metro, American Flood Coalition, Guzman and Munoz, MGV, and LRGVDC staff from Area Agency on Aging, Community & Economic Development, and the RGV9-1-1 District for the success of the Elected Officials Retreat. The retreat was held in conjunction with the Stormwater Management & Planning Conference held May 21-26 at the South Padre island Convention Center. The Elected Officials Workshop was scheduled on Wednesday, May 24 during which the “Lightning Round” was held. There were many 10-minute presentations by local, state, and federal agencies that highlighted various aspects of flood mitigation and recovery on which they focused. Mr. Jim Darling, Commissioner David Garza, and Judge Aurelio Guerra all commented on the success of this event.

Upon conclusion of Administration items, President Hernandez moved to Item 5. - Department Reports,

A. Community and Economic Development Department

Program Action Item

1. Consideration and Action to Approve Professional Service Agreement for Economic Development Administration (EDA) Grant Administration

Mr. Cruz was recognized and informed the Board that staff requests approval of the agreement by and between the LRGV Economic Development District and Harlingen EDC. The LRGVDC will provide grant administration services specified in Part II Scope of Services of the Professional Service Agreement to the Harlingen EDC for their award from the EDA on their Industrial Park at Roosevelt in

Harlingen for Commercial and Community Benefits Project. **Councilman Johnny Garcia made a motion to approve the Professional Service Agreement for Economic Development Administration grant administration as presented. Mayor Rick Guerra seconded the motion, and upon a vote the motion carried unanimously.**

2. Update on Economic Recovery & Resiliency Plan

Mr. Cruz was recognized and reminded the Board that back in December 2021 the LRGVDC issued a Request For Proposals (RFP) to identify a professional consultant firm to complete an Economic Recovery & Resiliency Plan. The firm of Thomas P. Miller and Associates (TMPA) was hired to complete this plan and staff was able to use funding support from the Federal Economic Development Administration (EDA) via the CARES Act Recovery Assistant grant to help the region respond to the COVID-19 pandemic and other disasters. The Scope of Work outlined in the plan was to enable the LRGVDC to develop a recovery and resiliency plan that will help the region anticipate, mitigate, and respond to future economic disruptions. The Plan has been completed and is being provided for review as a status update. Staff will use this in conjunction with the upcoming Comprehensive Economic Development Strategy (CEDS) as required by the EDA. The plan in its entirety will be available for review and/or download on lrgvdc.org. No action needed.

Program Status Reports

The monthly status reports are in the meeting packet for review. Mr. Jim Darling was recognized and gave the reservoir level report noting that currently the reservoirs are now *up* from the levels reported a year ago.

B. Health & Human Services

Ms. Margarita Lopez, Director of Health & Human Services was recognized to address the following:

Program Action Item

1. Consideration and Action to Approve Subrecipients' Request for Proposals (RFP) Timeline for Fiscal Year 2023-2024

Ms. Lopez informed the Board that subrecipient contracts are funded under Title III of the Older Americans Act as amended and as per the State General Revenue (SGR) funds timeline. **Commissioner David Garza made a motion to approve the Subrecipients' RFP timeline for fiscal year 2023-2024 as presented. Mr. Troy Allen seconded the motion, and upon a vote the motion carried unanimously.**

Program Status Reports

Ms. Lopez summarize the program services staff provided during the month of April. Additionally, she was happy to report that staff receive notice that the LRGVDC Area Agency on Aging is now second in the State of Texas for providing specialized services for veterans.

C. Public Safety

Program Status Reports

Mr. Cesar Merla, CJD/HLS Assistant Director noted that the status reports were in the meeting packet for review, and he highlighted the Cybersecurity Incident Workshop hosted by staff on April 20. A total of 65 Cybersecurity IT professionals gathered in this room bringing awareness of this issue and highlighting the important of cybersecurity.

The status reports for the Regional Police Academy and the RGV9-1-1 District are available for review in

the meeting packet.

D. Transportation

Valley Metro Status Reports

Mr. Tom Logan, Interim Director of Valley Metro was recognized and provided the Ridership Report for April which shows 63,632 passenger rides which is a slight increase from the previous month. The Regional Transportation Advisory Panel (RTAP) continues to meet with stakeholders to discuss the 5-Year Plan. Outreach efforts continue by informing the public about transportation services that are available throughout the Valley; not only with Valley Metro, but also with Metro McAllen, Brownsville Metro, and Island Metro.

Rio Grande Valley MPO Status Report

Mr. Andrew Canon, RGVMPPO Executive Director was recognized and informed the Board that today is the deadline to submit applications for Transportation Alternatives grant program. He added that the new Carbon Reduction Program (CRP) has been placed on this afternoon’s Policy Board agenda for consideration of approval. This would provide \$26 million over the next four (4) years for projects such as truck parking, trail systems, replacing street lighting and traffic control devices with energy-efficient alternatives, and other things of that nature that will reduce the carbon footprint. Lastly, Mr. Canon announced that a Meet & Greet is scheduled for tomorrow, June 1, from 2:00 pm – 4:00 pm at the Pharr District Office and encouraged Board Members to attend.

Item 6. – New or Unfinished Business

There being no further business to come before the Board, ***Commissioner Ellie Torres made a motion to adjourned, Commissioner David Garza seconded, and the meeting was adjourned at 12:52 pm.***

Mayor Ambrosio “Amos” Hernandez, President

ATTEST:

Deborah Morales, Recording Secretary

ITEM #4. A.

ADMINISTRATION

**TARC
REPRESENTATIVE**

Lower Rio Grande Valley Development Council
Board of Directors Meeting

June 28, 2023

Item #4: Administration

- A. Consideration and **ACTION** to Appoint Designee and Alternate to Texas Association of Regional Councils (TARC)..... Manuel Cruz
Executive Director

It is time again to consider the LRGVDC Board Member appointments to TARC. Currently LRGVDC's designee is Commissioner David Garza and Mr. Jim Darling serves as the alternate.

Thank you for you consideration of this item and please contact us should you have any questions.

ITEM #4. D.

ADMINISTRATION

**EXECUTIVE
DIRECTOR
REPORT**



LOWER RIO GRANDE VALLEY DEVELOPMENT COUNCIL
Office of the Executive Director
301 W. Railroad St.
Weslaco, Texas 78596

Executive Directors Report

June 28, 2023

This report contains updates, regional news, funding opportunities trainings and legislative updates that your local gov't may be interested in. This information is courtesy of the Texas Association and Regional Councils, State funding agencies and LRGVDC Programs. Hyperlinks to external sources may be found throughout the report for additional and complete details.

Texas Broadband – Survey Extension

On Thursday, June 15th we received welcoming news of the BDO's decision to extend the **public survey deadline. It will remain open through August 31st.**

Thank you for your support in sharing this information to your networks and communities. According to Connect Texas, we have doubled the number of survey responses and continue to hear from more Texans about their barriers to digital opportunities. In addition, with the new deadline for the survey open through August, the state's Digital Opportunity Plan is now due to NTIA in December. Certainly, this will allow more time to further connect with hard-to-reach communities and share out these resources.

As was discussed at our May board meeting, the BDO will be hosting in-person public meetings across the state in July and August. These meetings provide another way to learn about barriers and to collect additional survey responses.

In person meetings dates and locations are as follows.

1st Location: Monday, July 17, 2023 – Location: Weslaco (Address TBD)

2nd Location: TBD

Please continue to share these surveys.

For more information on the Texas Digital Opportunity Public Survey (resident survey) and Digital Resources Mapping Tool Survey (organization survey), visit the BDO's [survey page](#) or click on the resources below.

- [Texas Digital Opportunity Public Survey](#)

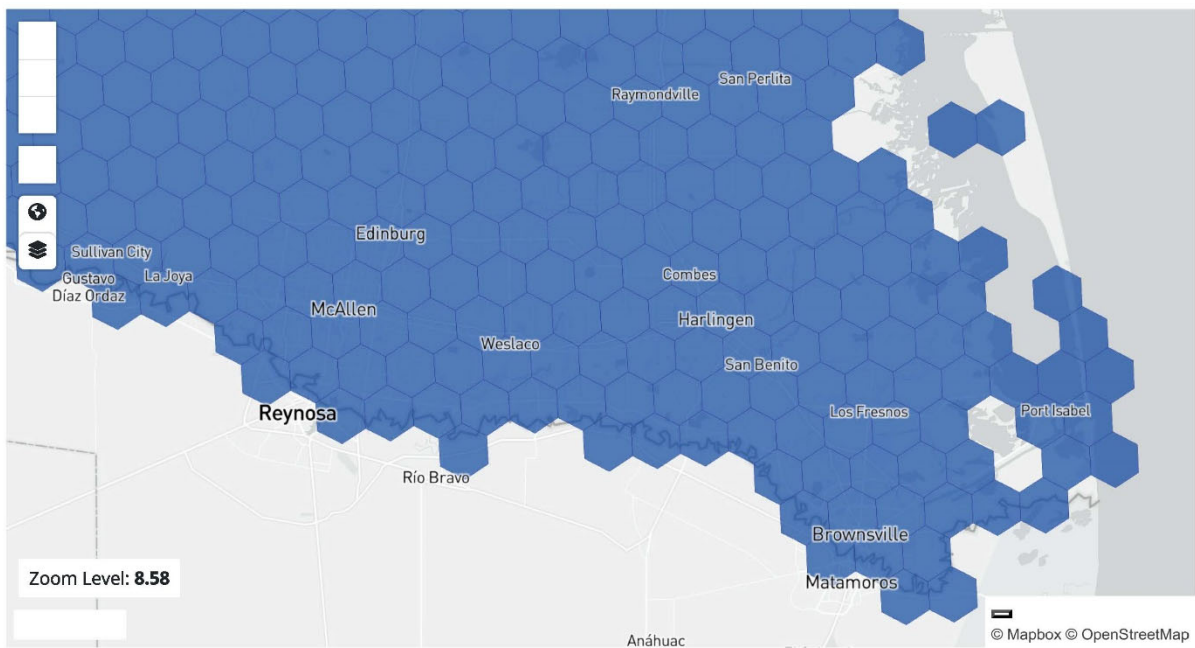
I have attached the FCC Broadband coverage area map dated 6/14/2023, which shows the disproportion. (Figure 1.) Thank you for all your support, time, and efforts.

Figure 1.

6/14/23, 10:20 AM

Location Summary - Fixed | FCC National Broadband Map

Federal Communications Commission - Rio Grande Valley Broadband Coverage Map



ITEM #5. A.

**COMMUNITY
&
ECONOMIC
DEVELOPMENT**

Lower Rio Grande Valley Development Council Board of Directors Meeting

June 28, 2023

Item #5: Department Reports

A. Community & Economic Development

Program Action Item

1. Consideration and **ACTION** to Approve Resolution 2023-03 in Support of Mexico Paying their Water Debt and Request Counties, Cities, and Water Entities to Approve a Similar Resolution

The Rio Grande Regional Water Planning Group (RGRWPG) (Region M) met on June 7, 2023, and discussed the water debt that Mexico has accrued. Mexico consistently has not met its delivery obligations and has delivered minimal volume in the current cycle since it began October 25, 2020. The United States' share of water in the Amistad and Falcon international reservoirs is at a very low level influenced by lack of deliveries from Mexico. Last summer, the U.S. share of water in the international reservoirs hit a low of 20.69% (701,729-acre feet) with the record low being 19% in 1998. The US share, as of June 3, 2023, is 31%. The summer forecast is not positive for further rainfall, and it will not take long for the reservoirs to reduce to 20% or lower (at 20% Cities conservation ordinances take effect resulting in development limitations and agricultural water supplies are minimal causing difficulty to deliver raw water for municipal treatment). Since August 2022, Mexico has accumulated over 2.9-million-acre feet in the reservoirs on the tributaries that the US should be receiving runoff from. As of June 3, 2023, Mexico is behind in their prorated deliveries to the United States by over 550,000-acre feet.

At the June meeting, Region M took unanimous action to approved writing letters to legislators asking for their support in requesting from Mexico the delivery of water to the United States in accordance with the terms of the 1944 Treaty. In addition, Chairman Jim Darling, as a member of the LRGVDC Executive Committee presents the attached resolution for approval to further strengthen this request. Further, Mr. Darling recommends approval to send a similar resolution to counties, cities and water entities for their consideration and approval.



Regional Council of Governments & Economic Development District serving Cameron, Hidalgo, and Willacy County

RESOLUTION 2023-03

DRAFT

WHEREAS, The Lower Rio Grande Valley Development Council (LRGVDC) is the Regional Council of Governments for Cameron, Hidalgo, and Willacy Counties; and,

WHEREAS, the LRGVDC is the administrative agent for the Rio Grande Regional Water Planning Group (RGRWPG) (Region M) which is comprised of the following eight (8) counties: Cameron, Hidalgo, Jim Hogg, Maverick, Starr, Webb, Willacy, and Zapata; and,

WHEREAS, Region M's purpose is to optimize the supply of water available from the Rio Grande; and,

WHEREAS, the Rio Grande is the only source of fresh water for the Rio Grande Valley of Texas; and,

WHEREAS, the Rio Grande flows are greatly dependent on inflows from Mexican tributaries that flow into the Rio Grande above Amistad and Falcon Reservoirs; and,

WHEREAS, the 1944 Treaty between the United States and Mexico allots to the United States one-third of the tributary inflow from six-named tributaries that flow into the Rio Grande above the international reservoirs and this one-third shall not be less than 350,000 acre-feet as an annual average over a cycle of five consecutive years; and,

WHEREAS, the only exception to the annual delivery of this water is if Mexico is experiencing extraordinary drought or has experienced serious accident to the hydraulic systems on the six-named tributaries; and,

WHEREAS, Mexico has accumulated over 2.9-million-acre feet of water in the reservoirs on the six-named tributaries since August 2022, and is an indication that Mexico is not in an extraordinary drought and there have been no reports of any accidents to their hydraulic systems; and,

WHEREAS, the current five-year Treaty Delivery Cycle commenced October 25, 2020, and Mexico is behind in their deliveries to the United States by over 550,000-acre feet of water; and,

WHEREAS, the United States ownership of water in the Amistad/Falcon Reservoir System is slightly less than one years' supply of water; and,

WHEREAS, Mexico has sufficient water in storage in the tributaries that the United States is entitled to receive water from and could release this water as called for by the 1944 Treaty.

NOW, THEREFORE, BE IT RESOLVED THAT the LRGVDC strongly urges Mexico to comply with the terms of the 1944 Treaty and release the water due to the United States.

Adopted and approved by the Lower Rio Grande Valley Development Council Board of Directors this 28th day of June 2023

Mayor David Suarez
Board President

RESOLUTION

(sample)

WHEREAS, the Rio Grande is the only source of fresh water for the Rio Grande Valley of Texas; and,

WHEREAS, the Rio Grande flows are greatly dependent on inflows from Mexican tributaries that flow into the Rio Grande above Amistad and Falcon Reservoirs; and,

WHEREAS, the 1944 Treaty between the United States and Mexico allots to the United States one-third of the tributary inflow from six-named tributaries that flow into the Rio Grande above the international reservoirs and this one-third shall not be less than 350,000 acre-feet as an annual average over a cycle of five consecutive years; and,

WHEREAS, the only exception to the annual delivery of this water is if Mexico is experiencing extraordinary drought or has experienced serious accident to the hydraulic systems on the six-named tributaries; and,

WHEREAS, Mexico has accumulated over 2.9-million-acre feet of water in the reservoirs on the six-named tributaries since August 2022, and is an indication that Mexico is not in an extraordinary drought and there have been no reports of any accidents to their hydraulic systems; and,

WHEREAS, the current five-year Treaty Delivery Cycle commenced October 25, 2020, and Mexico is behind in their deliveries to the United States by over 550,000-acre feet of water; and,

WHEREAS, the United States ownership of water in the Amistad/Falcon Reservoir System is slightly less than one years' supply of water; and,

WHEREAS, Mexico has sufficient water in storage in the tributaries that the United States is entitled to receive water from and could release this water as called for by the 1944 Treaty.

NOW, THEREFORE, BE IT RESOLVED THAT the _____ strongly urges Mexico to comply with the terms of the 1944 Treaty and release the water due to the United States.

Adopted and approved by the _____ **this** ____ **day of** _____ **2023.**

signature

Lower Rio Grande Valley Development Council Board of Directors Meeting

June 28, 2023

Item #5: Department Reports

A. Community & Economic Development

Program Status Reports

- Economic Development Administration

Technical assistance continues to be provided to entities who are interested in applying for EDA grants, and the Economic Development District (EDA) is also currently providing grant administrative services to two projects. Staff also serves as the regional point of contact for the EDA and will continue to disseminate information accordingly. Staff also continues to coordinate efforts with other governmental entities on their economic development related activities to maximize benefits of all projects and objectives for the region and avoid any duplication of efforts and resources.

The EDA has published a new Fiscal Year 2023 Public Works and Economic Adjustment Assistance (PWEAA) Notice of Funding Opportunity (NOFO), [Notice of Funding Opportunity \(grants.gov link\)](#). The Public Works program provides resources to meet the construction and/or infrastructure design needs of communities to enable them to become more economically competitive. Supported activities under EDA's EAA program include construction and non-construction such as construction or upgrading of public infrastructure, sectoral partnerships for workforce training, design and engineering, technical assistance, economic recovery strategies, and capitalization or re-capitalization of Revolving Loan Funds (RLF). There are no application submission deadlines and applications will be accepted on an ongoing basis. Visit the following links for more information on this funding opportunity, [Public Works](#), [Economic Adjustment Assistance](#).

EDA has published a FY23 EDA Disaster Supplemental Notice of Funding Opportunity (NOFO), [Notice of Funding Opportunity \(grants.gov link\)](#). The Economic Development Administration (EDA) is providing support to those communities impacted by natural disasters in 2021 and 2022. The awards made under this NOFO are designed to address economic challenges in those areas where a Presidential declaration of a major disaster has been issued. Funding will help communities devise and implement long-term economic recovery strategies through a variety of construction and non-construction projects. [EDA Announces Notice of Funding Opportunity for Regions Impacted by Natural Disasters | U.S. Economic Development Administration](#)

For more information and resources on EDA's funding opportunities, visit <https://sfgrants.eda.gov/s/>. Staff are available to provide technical assistance, project development, and grant administration on EDA proposals and projects. For

any assistance or information on EDA in general, contact the Community & Economic Development Department.

- Regional Small Cities Coalition (RSCC)

An RSCC meeting was held in person on June 8, 2023, at 11:30 a.m. in the City of Laguna Vista at the South Texas Eco-Tourism Center. Presenters from VAIL Rio Grande Valley and our very own Area Agency on Aging and LRGVDC Executive Director, Manuel Cruz provided presentations with significant information to the small cities. After the meeting, attendees were given the opportunity to visit the Eco-Tourism Center and see the beautiful attractions the center has to offer.

The next RSCC meeting is scheduled for September 21, 2023, in Sullivan City.

Staff continue to disseminate vital information to small cities via email. If you have questions, you may contact Brenda Salinas bsalinas@lrgvdc.org

- Community & Economic Development Assistance Fund

The Community Development Fund is the largest fund category in the Texas Community Development Block Grant (CDBG) program. This fund is available through a competition in each of the 24 state planning regions. Although most funds are used for Public Facilities (water/wastewater infrastructure, street and drainage improvements and housing activities), there are numerous other activities for which these funds may be used. Visit our Community Development webpage at <http://www.lrgvdc.org/community.html> to view the Lower Rio Grande Valley regional project priorities.

Eligible applicants are non-entitlement general purpose units of local government including cities and counties that are not participating or designated as eligible to participate in the entitlement portion of the federal CDBG program. Non-entitlement cities that are not participating in urban county programs through existing participation agreements are eligible applicants (unless the city's population is counted towards the urban county CDBG allocation). Staff have disseminated information on CDBG funding available to area communities and stakeholders and are available to respond to questions related to the funding opportunities. The deadline for application submission was May 3, 2023. Applications will be scored, and a list of awardees will be provided by TDA once finalized.

For more information and resources on the Texas Department of Agriculture (TDA) funding opportunities, visit our Community Development webpage at <http://www.lrgvdc.org/community.html>, under the CDBG Rural for Texas tab.

- Solid Waste Management Program

A Solid Waste Advisory Committee (SWAC) virtual meeting is scheduled for August 22, 2023, at 10:00 a.m.

Staff continue to provide technical assistance, outreach, and monitoring for all Solid Waste Projects. Information about the Solid Waste program is available at www.lrgvdc.org/solidwaste.html.

- Water Quality Program

Staff continues to educate the public on water quality issues with the theme of “Stormwater Prep” for the month of June. You can find educational social media postings on the LRGVDC Facebook page. Give a thumbs up or leave a comment! Outreach efforts for this program also include staff attending in-person events. This allows for great C&ED program promotion opportunities for the community. Informational reading material and promotional items on water quality are distributed at these events.



Staff continue to support projects that provide water quality monitoring through four (4) stations placed in targeted locations. The monitoring stations provide real time data on nutrients including dissolved oxygen, conductivity/temperature, nitrate, and ammonium in the main drainage outlets to the coastal waters. Updates on this project occur on a regular basis, and progress on data collection and other aspects of this project is good.

Staff also continues to regularly communicate with representatives from the Texas Commission on Environmental Quality (TCEQ) as well as other entities involved in water quality initiatives to strengthen partnerships and generate further activities related to water quality and to highlight the importance of it to the region.

Visit our Water Resource webpage at: <https://www.lrgvdc.org/water.html>

- Regional Water Resource Advisory Committee (RWRAC)

The LRGVDC is soliciting nominations for a RWRAC committee member to serve in the ***Special Purpose District – Drainage for Hidalgo County*** category. Each nominee will be selected based upon their qualifications, experience, and interest. The purpose of the advisory committee is to educate, promote, foster, and coordinate community and regional planning efforts on the environmental, economic, and other social impacts of existing, new, or proposed regulations, policies, and control regarding water resource management. If you have any questions about the nomination process or the committee, please contact Valerie Ramos, vramos@lrgvdc.org. Nomination forms need to be emailed to Valerie Ramos by September 1, 2023.

A Regional Water Resource Advisory Committee (RWRAC) meeting is scheduled for September 13, 2023, at 2:00 p.m.

Staff continue to support, provide technical assistance, outreach, and administer water projects. Information about water resources is available at <https://www.lrgvdc.org/water.html>

- Rio Grande Regional Water Planning Group (Region M)

At their June 7 meeting, the Region M Water Planning Group authorized Chairman Jim Darling to write to legislators regarding the lack of water releases from Mexico. Mexico is required, as per the 1944 Treaty, to release 1,750,000 acre-feet during a 5-year cycle (a minimum of 350,000 acre-feet annually). Mexico is currently behind in their prorated deliveries to the United States by over 550,000 acre-feet and by writing to legislators the Group hopes they will be able to persuade Mexico to release the water they owe.

The next Region M meeting is scheduled for Wednesday, August 2, 2023, at 9:30 am. These meetings are currently being conducted in person and online. For more information on Region M, please visit website:

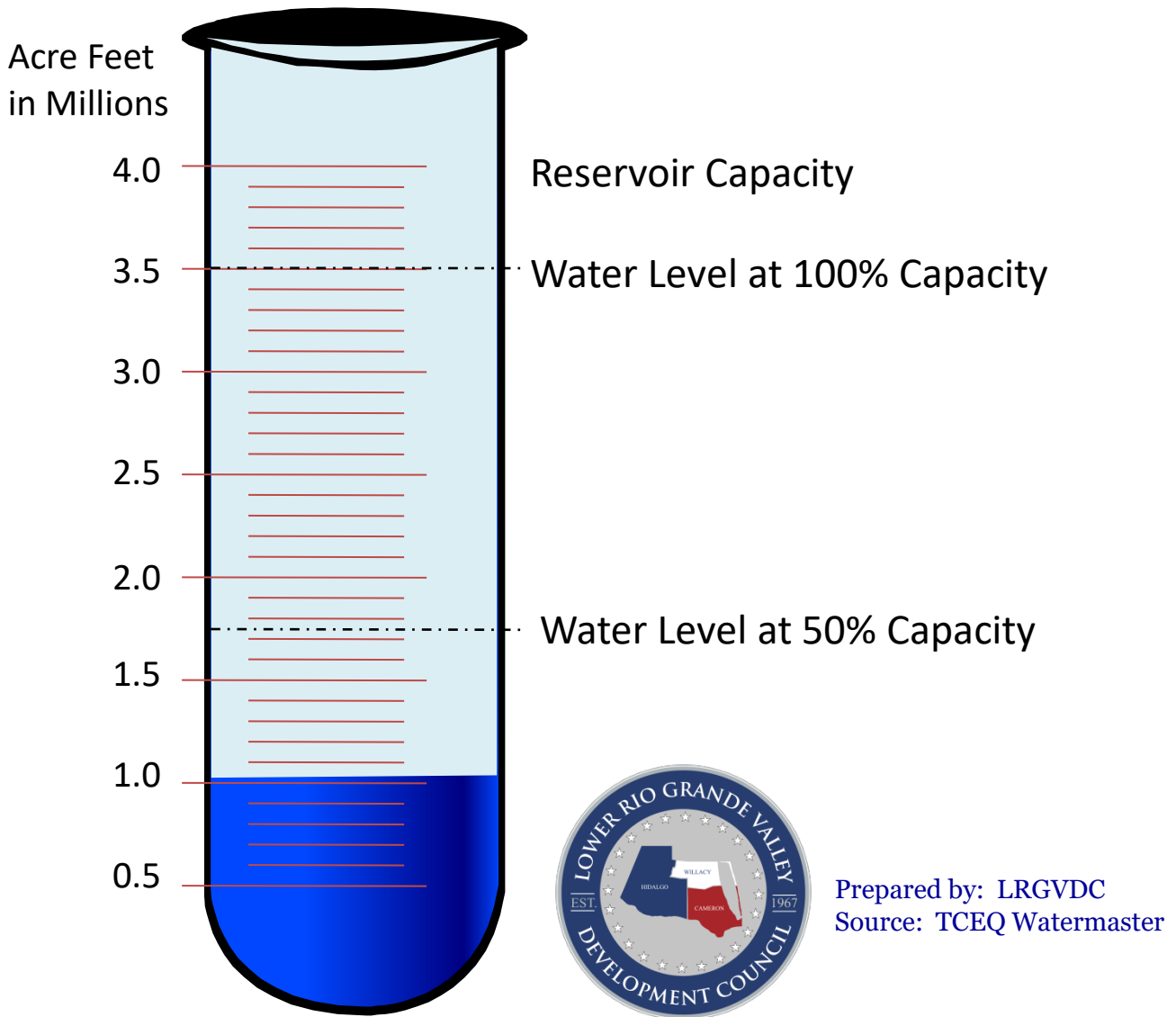
<http://riograndewaterplan.org>

- Reservoir Levels

On June 17, 2023, the U.S. combined ownership at Amistad/Falcon stood at 30.66% of normal conservation capacity, impounding 1,039,791 acre-feet, up from 27.91% (946,790 AF) of normal conservation a year ago. Overall the system is holding 29.24% of normal conservation capacity, impounding 1,731,934 acre-feet with Amistad at 34.11% of conservation capacity, impounding 1,117,213 acre-feet and Falcon at 23.22% of conservation capacity, impounding 614,722 acre-feet. Mexico has 27.35% of normal conservation capacity, impounding 692,144 acre-feet at Amistad/Falcon.

Water Levels at Amistad and Falcon Reservoirs (U.S. Ownership)

6/17/2023, 30.66% of Capacity or 1,039,791 AF
UP from 946,790 AF of Normal Conservation a year ago



**NOTE: Mexico Ownership/Reservoir Capacity for
June 17, 2023: 27.35% (692,114) A.F.**

Rio Grande Watermaster Report

06/17/23

Amistad Reservoir

Normal Conservation Elevation	340.462 Meters	1,117.00 Feet	
Current Water Elevation	325.975 Meters	1,069.47 Feet	-47.53
Total Normal Conservation Capacity	4,040,325 TCM	3,275,532 Acre-Feet	
Current Total Combined Storage	1,378.067 MCM	1,117,213 Acre-Feet	34.11%
U.S. Share of Current Storage	892.582 MCM	723,625 Acre-Feet	64.77%
Mexico Share of Current Storage	485.485 MCM	393,588 Acre-Feet	35.23%
Total Releases (Average)	15.20 CMS	537 CFS	
U.S. Release (Average)	11.40 CMS	403 CFS	75.00%
Mexico Release (Average)	3.80 CMS	134 CFS	25.00%
Total Inflows (Average)	35.30 CMS	1,247 CFS	
U.S. Inflows (Average)	25.60 CMS	904 CFS	
Mexico Inflows (Average)	9.70 CMS	343 CFS	
Total Losses (Average)	9.03 CMS	319 CFS	
U.S. Reservoir Loss (Average)	5.84 CMS	206 CFS	
Mexico Reservoir Loss (Average)	3.19 CMS	113 CFS	

Falcon Reservoir

Normal Conservation Elevation	91.805 Meters	301.20 Feet	
Current Water Elevation	80.895 Meters	265.40 Feet	-35.79
Total Normal Conservation Capacity	3,264,813 TCM	2,646,817 Acre-Feet	
Current Total Combined Storage	758.251 MCM	614,722 Acre-Feet	23.22%
U.S. Share of Current Storage	389.986 MCM	316,166 Acre-Feet	51.43%
Mexico Share of Current Storage	368.265 MCM	298,556 Acre-Feet	48.57%
Total Releases (Average)	61.10 CMS	2,158 CFS	
U.S. Release (Average)	54.50 CMS	1,925 CFS	89.20%
Mexico Release (Average)	6.60 CMS	233 CFS	10.80%
Total Inflows (Average)	12.90 CMS	456 CFS	
U.S. Inflows (Average)	9.07 CMS	320 CFS	
Mexico Inflows (Average)	3.83 CMS	135 CFS	
Total Losses (Average)	11.60 CMS	410 CFS	
U.S. Reservoir Loss (Average)	6.08 CMS	215 CFS	
Mexico Reservoir Loss (Average)	5.52 CMS	195 CFS	

Overall Status

Amistad

Total Normal Conservation Capacity	4,040,325 TCM	3,275,532 Acre-Feet	
U.S. Share of Normal Conservation	2,270,663 TCM	1,840,849 Acre-Feet	
Current U.S. Share of Normal Conservation	892,582 TCM	723,625 Acre-Feet	39.31%
Mexico Share Normal Conservation	1,769,662 TCM	1,434,683 Acre-Feet	
Current Mexico Share of Normal Conservation	485,485 TCM	393,588 Acre-Feet	27.43%

Falcon

Total Normal Conservation Capacity	3,264,813 TCM	2,646,817 Acre-Feet	
U.S. Share of Normal Conservation	1,913,180 TCM	1,551,034 Acre-Feet	
Current U.S. Share of Normal Conservation	389,986 TCM	316,166 Acre-Feet	20.38%
Mexico Share of Normal Conservation	1,351,633 TCM	1,095,782 Acre-Feet	
Current Mexico Share of Normal Conservation	368,265 TCM	298,556 Acre-Feet	27.25%
Total Normal Capacity in Amistad/Falcon System	7,305,138 TCM	5,922,348 Acre-Feet	
Total Normal Conservation Capacity for the U.S.	4,183,843 TCM	3,391,883 Acre-Feet	57.27%
Total Normal Conservation Capacity for Mexico	3,121,295 TCM	2,530,465 Acre-Feet	42.73%
Current Combined Storage for the U.S.	1,282.568 MCM	1,039,791 Acre-Feet	30.66%
Current Combined Storage for Mexico	853.750 MCM	692,144 Acre-Feet	27.35%
Current Storage in the Amistad/Falcon System	2,136,318 TCM	1,731,934 Acre-Feet	
Percent of Storage Capacity			29.24%

ITEM #5. B.

**HEALTH
&
HUMAN SERVICES**

Lower Rio Grande Valley Development Council
Board of Directors

Wednesday, June 28, 2023

Item #5: Department Reports

B. Health & Human Services

Area Agency on Aging Program Status Report

- Direct Consumer Services Report - May 2023

Direct Consumer Services	Total New Clients	Total Clients Serviced
Care Coordination Services	85	318
Health Maintenance Services Assistance paying for medication, durable medical equipment, and other medical supplies.	20	24
Homemaker Services Temporary assistance with light housekeeping duties such as cleaning, laundry, and meal preparation.	26	55
Transportation Services Assistance with transportation services to medical appointments, rehabilitation appointments, and Dialysis appointments.	7	11
Residential Repair Services Assistance with home modifications such as grab bars, ADA commodes, ramps, widening of doorways, and tub removals.	20	20
Caregiver Support Services	34	166
Respite In-Home Services Assistance includes light housekeeping duties such as cleaning, laundry, meal preparation, bathing, grooming, and dressing.	26	98
Health Maintenance Services Assistance paying for medication, durable medical equipment, and other medical supplies.	8	9

Community Development Block Grant	24	24
Health Maintenance Services Assistance paying for medication, durable medical equipment, and other medical supplies.	21	23
Residential Repair Services Assistance with minor home modifications such as grab bars, and ADA commodes.	3	3

Care Coordination Services Interest List	
Health Maintenance Services	291
Homemaker Services	369
Residential Repair Services	213
Transportation Services	8
Caregiver Support Services Interest List	
Respite In-Home Services	173
Grand Total	1,054

- Senior subrecipient and Senior Center Operations - May 2023

Meals Program	Total New Clients	Total Meals Served
Home Delivered Meals	163	45978
Congregate Meals	59	8,502
Senior Center Operations	Total New Clients	Total Meals Served
All Centers	177	20,855

- Special Services Report – May 2023

Benefit Counselors, Care Transition and Ombudsman

Special Services	Total New Clients	Total Clients Served
Benefits Counselor	208	239
Care Transition Coaches	152	444

Special Service	Total Volunteer Hours	Total Activity Hours	Total Activities	Total Investigated Complaints	Total Cases
Ombudsman	37.16	48.92	72	67	33

- Aging and Disabilities Resource Center – May 2023

Information Referral & Assistance Report

Category	Total Interactions (392)
1-800 AAA	28
1-855 ADRC	2
(956) 682-3481	77
(956) 412-0958	129
Walk-ins	0
E-mails	113
Fax	9
Follow ups	34

Consumer Age Group	Total Consumers (358)
Consumers 60+	358
Consumer 59 and below	8

Consumer Demographics	Total Break Down by Demographic (237)
Consumers with a Disability	211
Veterans	26

Unmet Needs	Total Unmet
Total Consumers	2

Top Call Topics	Total Top Call Topics
Benefit Counseling	75
Homemaker Services	72
Residential Repairs	63
Respite Services	60
Health Maintenance	45

- Housing Navigator Report

Housing Intakes Total (3)	
Cameron County	1
Hidalgo County	2
Willacy County	0

Consumer Age Group	Total (170)
Consumers 60+	63
Consumer 59 and below	107

Consumer Demographics	Total (27)
Consumers with a Disability	2
Veterans	25
Consumer with a Caregiver	0

- Special Initiatives Report

Category	Totals
Outreach Material Distribution of Vaccine Flyers	272

Consumer Age Group	Total (170)
Consumers 60+	63
Consumer 59 and below	107

Consumer Demographics	Total (27)
Consumers with a Disability	2
Veterans	25
Consumer with a Caregiver	0

ITEM #5. C.

PUBLIC SAFETY

Lower Rio Grande Valley Development Council
Board of Directors Meeting

Wednesday, June 28, 2023

Item #5: Department Reports

C. Public Safety Cesar Merla
Assistant Program Director

Criminal Justice Program

- Staff hosted the Criminal Justice Advisory Committee (CJAC) on June 14, 2023, at the Ken Jones Executive Board Room.

Homeland Security Program

- Staff attended the Texas Division of Emergency Management (TDEM) Annual Conference from May 30-June 2, 2023, in Fort Worth, Texas.
- Staff hosted the Homeland Security Advisory Committee (HSAC) on June 8, 2023, at the Ken Jones Executive Board Room.
- Staff attended the LRGVDC 911 & Mapping Resources Meeting in Edinburg TX on June 12, 2023.
- Staff attended virtual the Homeland Security Grants Division (HSGD) Conference call on June 15, 2023.
- Staff attended the Cyber Security Masterclass on Social Engineering.
- Staff will attend the Pharr Housing Authority HUD Strong Families Initiative outreach event on June 30, 2023.

COLOR KEY

Varied from COG Recommended Amount (Column I)
Amount varies from Current eGrants Budget (Column H)
Project is included in a National Priority investment area

REGIONAL ALLOCATION

TOTAL SHSP Allocation	SHSP LETPA Amount	LETPA %
Projected: \$654,794.44	\$229,178.05	35.00%
*Conditionally Approved: \$654,794.44	\$220,812.02	33.72%

Grant Number	Region ID	Grantee Name	Project Title	PROJECTID	Investment Area	Amount Requested	Current eGrants Budget	COG Recommend Amount	COG Rank	COG Note	Conditionally Approved Amount	LETPA	Notes
2968009	2100	Lower Rio Grande Valley Develo	Lower Rio Grande Valley Development Council	HS23S43060R	Planning - Homeland Security	\$159,743.00	\$159,743.00	\$ 159,743.00	1	Fully fund project	\$ 159,743.00		\$0.00
4725001	2100	Harlingen, City of	Throwbot Project	HS23S43060L	Support of First Responder Capabilit	\$32,840.00	\$32,840.00	\$ 35,241.89	2	Fully fund project.	\$ 35,241.89		\$35,241.89
4756801	2100	Mission, City of	Mission Police Core Tactical Camera System	HS23S43060L	Support of First Responder Capabilit	\$56,142.35	\$56,142.35	\$ 58,544.24	3	Fully Fund project.	\$ 58,544.24		\$58,544.24 Funded at COG recommendmend level
4707801	2100	Donna, City of	SUAS and Back-up Generator	HS23S43060L	Emergency Operations Center Tchr	\$124,624.00	\$124,624.00	\$ 127,025.89	4	Fully Fund project.	\$ 127,025.89		\$127,025.89 Funded at COG recommendmend level
4797501	2100	San Juan, City of	LE Special Team Equipment	HS23S43060L	Support of First Responder Capabilit	\$139,113.08	\$139,113.08	\$ -	5	This jurisdiction is c	\$ -		\$0.00 Project Not Funded per COG Note
3638106	2100	Lower Rio Grande Valley Develo	Regional Fire Academy Training Coordinator	HS23S43060R	Support of First Responder Capabilit	\$30,000.00	\$30,000.00	\$ 30,000.00	6	Fully fund project.	\$ 30,000.00		\$0.00
4848001	2100	McAllen, City of	PW Emergency Response Team	HS23S43060R	Support of First Responder Capabilit	\$390,000.00	\$390,000.00	\$ 110,000.00	7	Partial Fund To purch	\$ 152,757.57		\$0.00 Funded at above COG Level to help purchase generator. Nexus to
4818801	2100	Mission, City of	Mission Fire Department Radiation Detector Eq	HS23S43060R	Support of First Responder Capabilit	\$123,927.18	\$123,927.18	\$ 61,963.58	8	Partial funding to p	\$ 61,963.58		\$0.00 Funded at COG recommendmend level
4736001	2100	Weslaco, City of	Ambus Communication and Decontamination E	HS23S43060R	Support of First Responder Capabilit	\$100,934.17	\$100,934.17	\$ 19,642.27	9	Partial funding to p	\$ 19,642.27		\$0.00 Partially funded with remainder of balance per COG note
4745601	2100	Brownsville, City of	Rescue Task Force Ballistic Gear	HS23S43060R	Support of First Responder Capabilit	\$39,876.00	\$39,876.00	\$ 6,646.00	10	Partial funding to p	\$ 9,876.00		\$0.00 Fully funded Per COG Note.
4861101	2100	McAllen, City of	Mobile Cascade System	HS23S43060R	Support of First Responder Capabilit	\$178,000.00	\$178,000.00	\$ -	11	Project is not scalat	\$ -		\$0.00
4798401	2100	Sullivan City, City of	LPR Project	HS23S43060R	Information and Intelligence Sharing	\$41,553.00	\$41,553.00	\$ -	12	Project is not scalat	\$ -		\$0.00
4856801	2100	Palmlview, City of	Radios Projects	HS23S43060R	Interoperable Emergency Communic	\$156,000.00	\$156,000.00	\$ -	13	Project is not scalat	\$ -		\$0.00
4844401	2100	Rio Hondo, City of	Critical Infrastructure Camera Systems	HS23S43060R	Protection of Soft Targets/Crowded	\$28,000.00	\$28,000.00	\$ 22,084.60	14	Partial Fund the rer	\$ -		\$0.00
4847001	2100	La Feria, City of	SCBA Equipment	HS23S43060R	Support of First Responder Capabilit	\$104,000.00	\$104,000.00	\$ -	15	City is on Vendor H	\$ -		\$0.00
						\$1,704,752.78	\$1,704,752.78	\$630,891.47			\$654,794.44	\$220,812.02	

LOWER RIO GRANDE VALLEY DEVELOPMENT COUNCIL



PRESENTS CYBERSECURITY TABLETOP EXERCISE



THE LOWER RIO GRANDE VALLEY DEVELOPMENT COUNCIL (LRGVDC) HOMELAND SECURITY DIVISION, IN COLLABORATION WITH THE CYBERSECURITY AND INFRASTRUCTURE SECURITY AGENCY (CISA), IS PLEASED TO INVITE YOU TO OUR 2023 CYBERSECURITY TABLETOP EXERCISE.

DATE: JULY 20, 2023
TIME: 9:00AM
LOCATION:
LRGVDC BLDG. B
301 W. RAILROAD ST.
WESLACO, TX 78596

FOR QUESTIONS REGARDING THIS WORKSHOP, PLEASE CONTACT:
RENE PEREZ
956-832-3680
RPEREZ@LRGVDC.ORG



WWW.LRGVDC.ORG



Lower Rio Grande Valley Development Council Board of Directors Meeting

Wednesday, June 28, 2023

Item #5: Department Reports

C. Public Safety

Regional Police Academy

- During late May 2023, Hidalgo County Constable Office Precinct 4 donated their decommission SUV police units with emergency overheads, rear custody compartment, and police vehicle related accessories to LRGVDC Academy.
- As of Friday, June 16, 2023, the 219th Mid-Valley Night Basic Peace Officer Course is in progress with a total of 18 cadets; they are currently entering Chapter 41 of 42.
- As of Friday, June 16, 2023, the 220th Mission Day Academy is in progress with a total of 23 cadets; they are currently entering Chapter 35 of 42.
- As of Friday, May 19, 2023, the 221st Edinburg Day Academy is in progress with a total of 28 cadets; they are currently entering Chapter 25 of 42.
- As of Friday, June 16, 2023, the 222nd Mid Valley Night Basic Peace Officer Course with a total of 17 cadets all of which are currently entering Chapter 9 of 42.
- The Regional Police Academy continues to offer weekly testing every Tuesday for upcoming Academies.
- On Wednesday, June 21, 2023, the Regional Police Academy hosted their annual advisory board meeting.
- On Thursday, July 13, 2023, the Regional Police Academy will host the 1st Annual Law Enforcement Recruiting Fair.
- The Regional Police Academy staff is currently working with interlocal agreements to establish a schedule for in-service training in person. Some courses that have already been scheduled are as follows:
 1. Advance Instructor at Valley Metro in Weslaco, TX from June 26 – 30, 2023
 2. Interacting with Deaf and Hard of Hearing Drivers at Edinburg PD on June 28 & 29, 2023
 3. Human Trafficking at Valley Metro in Weslaco, TX from July 3, 2023
 4. Texas Law Enforcement Peer Network at Main Campus in Weslaco, TX from July 6 – 7, 2023

5. Crisis Intervention Training at Valley Metro in Weslaco, TX from July 10 – 14, 2023
6. Intermediate Crime Scene Investigation at Willacy County Sheriff's Office July 17 – 21, 2023
7. Intermediate Crime Scene Investigation at Mission PD July 17 – 21, 2023
8. Background Investigations for Police Applicants at Valley Metro in Weslaco, TX July 20 – 21, 2023
9. Intermediate arrest, search, and seizure at Valley Metro in Weslaco, TX July 30 – August 1, 2023
10. Intermediate use of force at Valley Metro in Weslaco, TX August 2– 3, 2023
11. Tactical Handcuffing Instructor Certification at Valley Metro in Weslaco, TX August 3 - 4, 2023
12. Legal Updates at Weslaco Public Works August 4, 2023
13. Canine Encounters at Weslaco Public Works August 4, 2023
14. Basic Instructor at Valley Metro in Weslaco, TX from August 7 – 11, 2023

Pictured below are cadets from the 220th Mission Day Basic Peace Officer Course preparing to conduct Professional Police Driving Emergency Vehicle Operations Center.




Pictured below are cadets from the 221st Edinburg Day Basic Peace Officer Course conducting Traffic Incident Management (TIM).



Pictured below are the 17 cadets from the 222nd Mid Valley Night Academy in formation.



Pictured below are cadets from the 220th Mission Day Basic Peace Officer Course conducting (Taser) Less Lethal Electronic Control Device training.



Lower Rio Grande Valley Development Council Board of Directors Meeting

Wednesday, June 28, 2023

Item #5: Department Reports

C. Public Safety

Rio Grande Valley Emergency Communication District Status Report

- GIS Division

Our GIS Data Hub is now our primary website and can be found at www.rgv911.org. The GIS team has uploaded several informational maps that other public entities and the public can readily download. This data has streamlined our general information request process. We began creating a map that will aid our local fire departments establish better boundaries and an emergency service response. We will do the same for local EMS providers with 9-1-1 answers in the RGV9-1-1 region. In June, GIS team members Rosemary, Monica, and Joe attended the National Emergency Number Association (NENA) 2023 annual conference in Grapevine, Texas.

- Community Engagement Division


The events for this month highlight the efforts and achievements in educating and building a strong connection with communities. Community engagement is vital in teaching and promoting how to use 9-1-1 which can potentially save lives.

On May 24, 2023, Lyford ISD held a Career and Fair Day at Lyford High School. This exciting event brought together high school students and professionals from various fields and provided a unique opportunity for students to explore their future career paths. We thank Lyford ISD for inviting our RGV9-1-1 GIS Team to participate in this event. Our team mentored students in possible careers in the 9-1-1 department. Ultimately events like these play a crucial role in shaping high school students' aspirations and career choices.

On May 23-24, LRGVDC took part in the 25th Annual Stormwater Management & Planning Conference on South Padre Island. Staff hosted an Elected Officials Retreat that consisted of a reception the evening of the 23rd, and on the 24th, there was a Lightning Round of 10-minute presentations that focused on flood prevention and mitigation. Keynote speakers were our Executive Director Mr. Manuel Cruz, Mr. Chase Kronzer, Texas Director of American Flood Coalition, Mr. Apurva Naik, EDA Integrator, and Major Eugene Roberts, Deputy Commander of USACE. They spoke about the ability to work together, engage experts, and prioritize needs in our communities. The goal of this event is to strive towards a future where the devastating effects of flooding are minimized, and our towns can thrive in a safer and more sustainable environment.

On May 27, 2023, Mercedes ISD hosted their First Football Golf Tournament put together by their varsity football team. We were glad to sponsor and participate in this great event. RGV9-1-1 staff talked to the participants about how to text 9-1-1 and shared the “Call if you can, Text if you can't” message. That same day, Willacy County hosted its Young Farmer’s Fishing Tournament in Port Mansfield. We have enjoyed attending and sponsoring this event for the past ten years. This great event is a nonprofit fishing tournament to raise money for scholarships, county livestock programs, and community events; therefore, it provided us an excellent opportunity to educate the community on the importance of registering their address with RGV9-1-1 which allows first responders to locate a caller’s address faster.

Lyford ISD Career and Fair Day



Pictured (above-left) staff Monica Estrada



Pictured (above-right) staff Selenne Vallejo

LRGVDC Elected Officials Retreat



Pictured (above-left) Executive Director Manuel Cruz, pictured (above-right) elected officials and members of the water coalition.

LRGVDC Elected Officials Retreat



Pictured (above-left) elected officials, pictured (above-right) LRGVDC staff Maria F. Posada Martinez, Maribel Alonzo, Brenda Salinas, Margarita Lopez, Vanessa Salinas, Executive Director Manuel Cruz, Valerie Ramos, and Dennis Moreno.

Mercedes ISD Golf Tournament



Pictured (above-left) door prizes for all attendees; pictured (above-right) Mercedes ISD Students and RGV9-1-1 staff members Sellenne Vallejo & Ruby Garza,



Pictured above are Mercedes ISD students and Staff.

Willacy County Young Farmer's Fishing Tournament



Pictured (above-left) staff Maribel Alonzo, pictured (above-right) staff Maribel Alonzo and Darrick Fuentes interacting with an attendee.

Willacy County Young Farmer's Fishing Tournament



Pictured (above-left) are attendees getting their fishing gear ready, and shown (above-right) are lunch ladies prepared to serve the children participating in this event.

Willacy County Young Farmer's Fishing Tournament



Pictured above are all the children participating in this event.

Willacy County Young Farmer's Fishing Tournament



Pictured (above-left) staff Maribel Alonzo handling out prizes to the children that participated, shown (above-right) happy children eating their delicious lunch meal.

- 9-1-1 | Information Technology

On April 20, 2023, RGVECD's Information Technology team participated in the LRGVDC Cybersecurity Incident Planning exercise in collaboration with the Department of Homeland Security and various regional/local agencies. The exercise had our team assess foresight and strategic planning for Cybersecurity incidents. We learned methods to enhance how to handle these situations and improving our ability to respond, mitigate and recover from such an event by establishing solid standard operating procedures.

Cybersecurity Case reference

On June 6, 2023, it was reported that Federal agencies were breached by the largest Cyberattack in U.S. history by Chinese state-backed hackers. The bad actors could compromise Barracuda Networks' Email security gateway appliance deployed at many government agencies and corporations. This gave hackers access to data on thousands of computers worldwide. The realization that the very equipment designed to prevent these types of attacks is also at risk of being breached themselves.

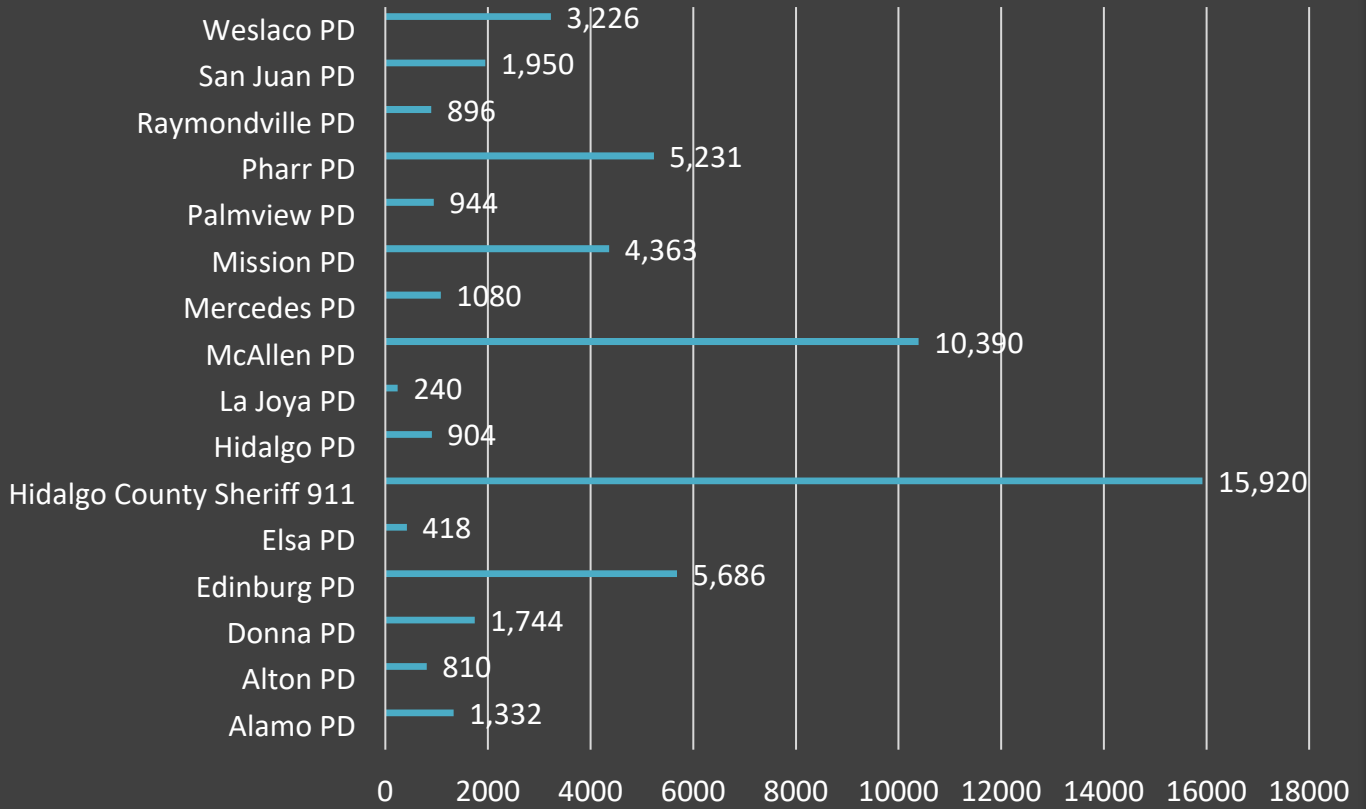
On June 15, 2023, United States government agencies such as the Energy Department, significant universities, and NATO partners were breached by Russian hackers that exploited a file transfer application where data was stolen and exploited for ransom. These types of attacks steal data and information allowing hackers to threaten the release of these documents to the public or foreign adversaries if a ransom is not paid. The Cybersecurity and Infrastructure Security Agency (CISA) was notified and brought in to mitigate the damage caused by the Cyber-attack, which could result in millions of dollars.

Our IT team has also been preparing for hurricane season by ensuring that all the UPS backup systems and diesel power generators at the various PSAPs are fully

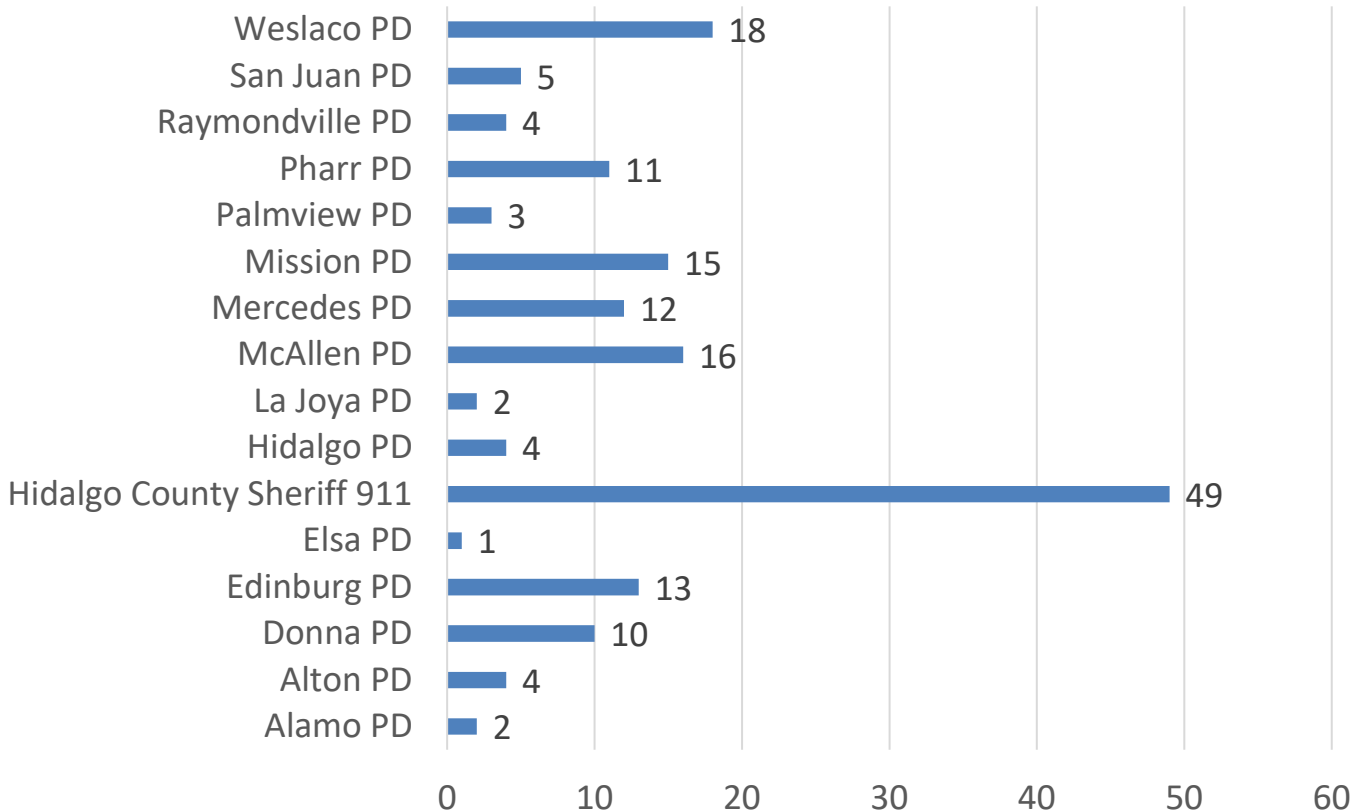
operational. We have worked diligently with our vendors, verifying that each unit is maintained correctly and in a functional readiness state.

We take these proactive measures to provide 99.9% reliability so that our organization is ready for any Cybersecurity threat, planned maintenance, or weather event that has the potential to disrupt operations. Our ongoing mission is to provide critical lifesaving 9-1-1 call delivery continuing our efforts to serve our public safety partners and the community.


Call Summary May 2023



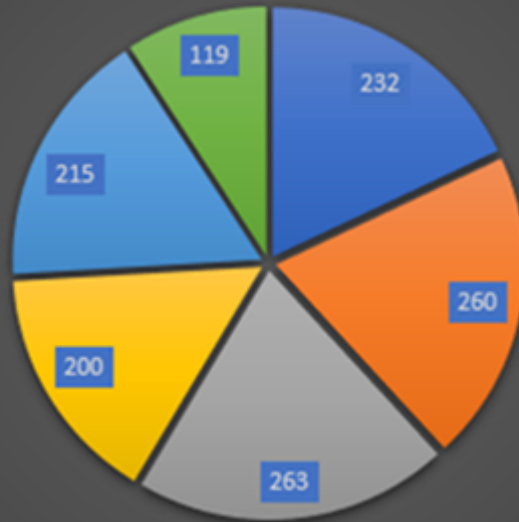
Text to 9-1-1 May 2023



May - June 2023 Mapping Features



Address Tickets from January to June 2023



■ Jan ■ Feb ■ Mar ■ Apr ■ May ■ June ■ July ■ Aug ■ Sept ■ Oct ■ Nov ■ Dec

ITEM #5. D.

TRANSPORTATION

Lower Rio Grande Valley Development Council
Board of Directors Meeting

Wednesday, June 28, 2023

Item #5: Department Reports

D. Transportation

Valley Metro Status Report Tom Logan
Director of Regional Transit

1. Consideration and **ACTION** to Approve Procurement of Heavy-Duty Shop Equipment

Staff requests Board approval to purchase heavy-duty shop equipment for the Harlingen and Weslaco Maintenance Facilities. This purchases will be made through individual quotes, request for quotes and/or a State of Texas Multiple Awards Schedule (TXMAS), contract. Grants are through the Federal Transit Administration (FTA) at 100% federal funding.

**MAINTENANCE DEPARTMENT
ACQUISITION OF SHOP EQUIPMENT**

TX-2020-152-00 LRGVDC Harlingen UZA Small Urban BBF Facilities Program Acquisition bus support equipment	ACQUIRE - SHOP EQUIPMENT	\$268,719	TxDOT Transportation Development Credits TDC-2016-LRGVDC-00274
TX-2020-125-00 CARES Act Section 5307 Harlingen UZA Capital, Operating and PM	ACQUIRE - SHOP EQUIPMENT	\$200,000	100% Federal Funding
TX-2020-126-00 CARES Act Section 5307 McAllen UZA Capital, Operating and PM	ACQUIRE - SHOP EQUIPMENT	\$200,000	100% Federal Funding
Total Funding Award		\$668,719	



1.

Other maintenance equipment may be substituted for listed items or as required within the program budget. Some items may have already been purchased under procurement RFQ as previously approved by the board of directors. Type of equipment subject to change if listing is unavailable and if/ or other equipment is needed.

2. Diagnostic tools (Heavy Duty)
(OTC SCAN TOOL)
DIAGNOSTIC CODE READER HEAVY DUTY

To check diagnostic codes on heavy duty equipment and to update ECMs. Also, to calibrate injectors/diagnose for Cummins engines and Allison transmissions.



3. Heavy duty tire balancer -----(X2)
(ATLAS PLATINUM PWBT310)
Or similar

To balance tires on EZ riders, gillies, new flyers, type 11, type 3 and small vehicles



4. Mobil Column Lifts
(CHALLENGER CLHM-140-4)
HEAVY DUTY LIFT
Or similar

4 Mobil column lifts to do PMs services on EZ riders, gillies, new flyers, type 11, type 3, and small vehicles

CAPACITY
14,000 LBS



5. 50K Post alignment Lift
(CHALLENGER SEMI LIFT)
REGULAR LIFT FOR MEDIUM SIZE UNITS

4 post lift a whopping 60,000 lb. capacity with an independent control console., antiskid, Dimond plate ramp for easy drive on and velocity fuse hydraulic system.




6. 20 Ton Truck ramps ----- (X2)
(SYNEX TOOLS 1520-20)
HEAVY DUTY RAMPS

Ramps to work outside the shop, and to wash engines from the bottom.



7. Bus washer Equipment -----(X2)
(ROLLOVER BUS WASHING)

Automatic spray sense spray car wash liquid with automatic chassis washing and brightening wax system



8. Heavy Duty transmission Jack ----- (X2)
(MEYER LOW PROFILE)
Or similar

The unique spread leg design allows the bottom of the transmission pans to be lowered within 3 1/2" of the shop floor.



9. Harlingen shop Equipment
PLUMBING, HOSES, OIL DISPENSERS, ETC.

Plumbing hoses need to be installed in the Harlingen shop for air and oil. In the same way, oil dispensers need to be installed to dump used oil from buses after PMs services, \

The hose will be installed inside of the shop, and dispensers will be placed on different locations around the shop.

10. Heavy duty Engine hoist
(3 TON ENGINE CRANE HOIST)

This heavy-duty engine straddle has a built-in extendible multi-position boom that provides more horizontal and vertical reach.



11. 6,000 LB Engine Stand
(MFR#1750A)
TO HOLD ENGINE
Or similar

Engine stand will be used to move engines out of the vehicle and re-assemble part outside for easy access.



OTC Tools 1750A - 6000 lb.Revolver Diesel Heavy-Duty Engine Stand

12. 1" Heavy Duty Impact wrench ----- (X2)
(INGER 3011-RAND)
TO REMOVE HEAVY DUTY TIRES
or similar

For easy removal of lug nuts from tires on EZ riders, gillies, new flyers, type 11, type 3 and small vehicles



13. 50 Ton Heavy Duty Press
(MODEL:RE50T-A)
INSTALL OR REMOVE BEARING
Or similar

50 tons shop hydraulic press is an air over hydraulic machine perfect for manufacturing, auto repair, and general mechanic work.



14. Portable Lift Stands ----- (X4)
(SYNEX 1410 JACKSTAND)
Or similar

Used in pairs for supporting trucks, trailers, and equipment in fleet garages,



15. Trailer Pressure Washer
(SIMPSON 95006)
Or similar

To wash engines and transmissions.
This pressure washer is going to be used
to wash vehicles in the rural areas.



16. Heavy duty Forklift
(TOYOTA FORKLIFT)
Or similar

To unload heavy equipment from
delivery trucks and to carry heavy
equipment around the shop



17. Forklift Trailer
(TRAILER TO MOVE FORKLIFT)
Or similar

Trailer will be used to move forklift to
different shops



- 18, MiG welder
(UPDATE WHOLE SYSTEM FOR FUEL WESLACO)

To repair broken mufflers, bolts, and
metal part of EZ riders, gillies, new flyers,
type 11, type 3, and small vehicles



Other maintenance equipment may be substituted for listed items or as required within the program budget. Some items may have already been purchased under procurement RFQ as previously approved by the board of directors. Type of equipment subject to change if listing is unavailable and if/or other equipment is needed.

Lower Rio Grande Valley Development Council Board of Directors Meeting

Wednesday, June 28, 2023

Item #5: Department Reports

D. Transportation

Valley Metro Status Report Tom Logan
Director of Regional Transit

- Ridership Report

Valley Metro provides regional transportation service of both **Rural** and **Urban** transit systems in the five-county region of the Rio Grande Valley. The **Urban System** is provided in Cameron, Hidalgo, and Starr Counties and includes UTRGV Ridership. Services run Monday – Saturday from 6:00 am to 10:00 pm. The **Rural System** operates in the rural areas of Cameron, Hidalgo, Willacy, Starr, and Zapata Counties. Services run Monday – Sunday from 6:00 am to 9:00 pm.

Valley Metro met with TxDOT for the quarterly Financial Monitoring Review and a tour of the transit facility on June 8. Meetings were held with UTRGV, City of San Benito, Brownsville Metro, and Island Metro to discuss ongoing and upcoming transit projects.

Breakdown of Ridership per system:

RIDERSHIP BY SYSTEM										
Agency	Sept	Oct	Nov	Dec	Jan	Feb	Mar	Apr	May	TOTAL
VALLEY METRO	24,680	24,278	19,760	18,450	23,027	22,927	26,720	25,018	23,958	208,818
UTRGV	44,388	46,384	38,037	15,184	24,617	43,506	35,837	38,321	12,899	299,173
STC	334	292	243	66	243	254	180	246	83	1,941
TSTC	297	315	114	100	88	98	91	102	38	1,243
Total	69,699	71,269	58,154	33,800	47,975	66,785	62,828	63,687	36,978	511,175

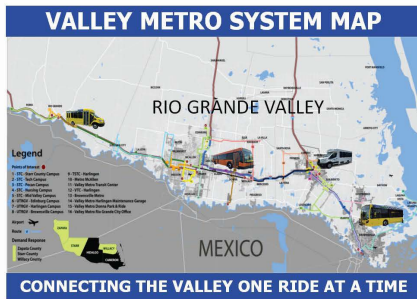
Regional Transportation Advisory Panel (RTAP) Activity:

- A bi-monthly meeting of the RTAP committee was held on April 27, 2023. A presentation was made by the RGVMPPO on GIS data and mapping. Partnering Transit agencies provided individual updates on efforts to better inform the public of the available transportation resources. The subcommittee continued to address the needs and gaps of the 5-year Transit Plan.
- Valley Metro’s Planning Department staff held outreach events in Donna and Harlingen. The events highlighted the modes of transportation available to the public within their perspective city and region. Staff addressed any concerns, recommendations, or comments the public might have had.



VALLEY METRO - REGIONAL TRANSIT SERVICE DEPARTMENT

Valley Metro's mission is to provide safe and reliable transportation options that connect our community to opportunity, support economic vitality, and enhance quality of life throughout the Rio Grande Valley.



Types of Systems Provided

- **21 Fixed Routes**
Providing service in the counties of Hidalgo, Cameron, and Rio Grande City. (with advanced notice, most routes may deviate up to 1/2 mile of the main route)
- **3 RGV Metro Express (limited stops)**
Connecting Brownsville, Harlingen, McAllen, Edinburg, and Port Isabel
- **5 Demand Response**
Serving Willacy, Starr, and Zapata Counties
- **5 Microtransit-Fast Ride**
Serving Cameron and Hidalgo County, City of Edinburg, Mission to Sullivan City, and San Benito to Brownsville on Military Road.
- **B-Cycle**
Available in McAllen, Harlingen, and Brownsville.

Serving the RGV's Five-County Region:

- Cameron
- Hidalgo
- Starr
- Willacy
- Zapata

Proudly serving:

- General public
- Elderly, over 60
- Persons with Disabilities
- Veterans
- People with Medicare/Medicaid
- Students, Faculty, and Staff from schools and institutions of higher learning



VALLEY METRO TRANSIT TERMINAL LOCATIONS

- ❖ Edinburg - 617 West University
- ❖ Weslaco - 510 S. Pleasantview
- ❖ Harlingen - 1216 Fair Park Blvd.
- ❖ Rio Grande City - 407 E. Mirasoles

Valley Metro Fares:

- Regular Fare - \$2.00
- Discounted fares - \$1.00 for the following:
 - Students and faculty,
 - Persons with disability
 - Elderly over 60
 - Veterans
 - Medicare recipients
- 20-Ride Pass - \$20.00
- (\$10.00 with discount)
- Transfers \$1.00
- Other fares vary by service

Passes may be purchased on the bus routes or at LRGVDC 301 W. Railroad, Weslaco, TX

VM Transit Website



Route Maps with locations



ValleyMetro Weslaco

Ride Systems



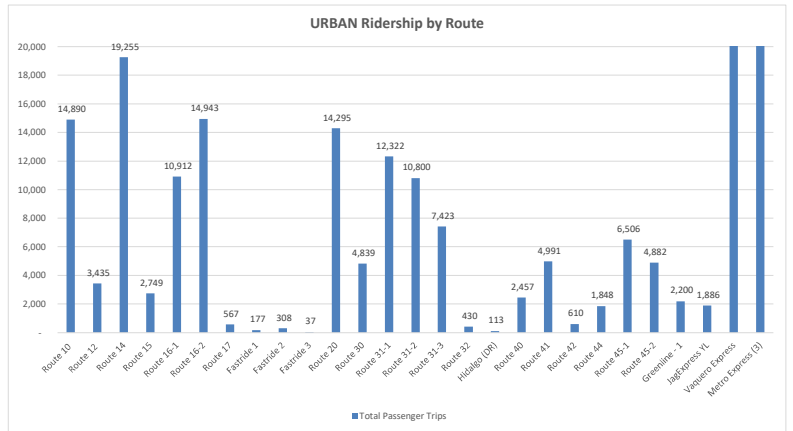
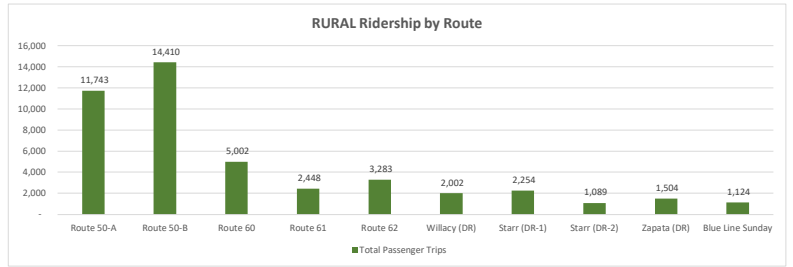
Track our buses in real time



VM Regional Call Center 1-800-574-8322

**RIDERSHIP COUNT
YEAR TO DATE FY 2023 (May)**

Route	Total Passenger Trips	Route Activity	Area(s) Served
Route 50-A	11,743	2% Brownsville, Port Isabel	
Route 50-B	14,410	3% Brownsville, Port Isabel	
Route 60	5,002	1% Roma, Rio Grande City	
Route 61	2,448	0% Rio Grande City	
Route 62	3,283	1% Rio Grande City	
Willacy (DR)	2,002	0% Willacy County	
Starr (DR-1)	2,254	0% Starr County	
Starr (DR-2)	1,089	0% Starr County	
Zapata (DR)	1,504	0% Zapata County	
Blue Line Sunday	1,124	0% Brownsville, Port Isabel	
Route 10	14,890	3% Edinburg	
Route 12	3,435	1% Edcouch, Elsa, Edinburg	
Route 14	19,255	4% Edinburg	
Route 15	2,749	1% Edinburg	
Route 16-1	10,912	2% Courthouse Circulator	
Route 16-2	14,943	3% Courthouse Circulator	
Route 17	567	0% Edinburg T-line	
Fastride 1	177	0% Edinburg	
Fastride 2	308	0% Hidalgo County	
Fastride 3	37	0% Cameron County	
Route 20	14,295	3% Mission	
Route 30	4,839	1% Pharr, San Juan	
Route 31-1	12,322	2% Cameron-Hidalgo County	
Route 31-2	10,800	2% Hidalgo-Cameron County	
Route 31-3	7,423	1% Cameron-Hidalgo County	
Route 32	430	0% Donna	
Hidalgo (DR)	113	0% City of Hidalgo	
Route 40	2,457	0% Harlingen	
Route 41	4,991	1% Harlingen	
Route 42	610	0% San Benito	
Route 44	1,848	0% Primera, La Feria, Santa Rosa	
Route 45-1	6,506	1% Cameron County	
Route 45-2	4,882	1% Cameron County	
Greenline - 1	2,200	0% Rio Grande City	
JagExpress YL	1,886	0% Weslaco, Pharr, McAllen	
Vaquero Express	299,173	59% Edinburg	
Metro Express (3)	24,213	5% Rio Grande Valley	
TOTAL	511,120	100%	**Total Ridership Count subject to change when finalized



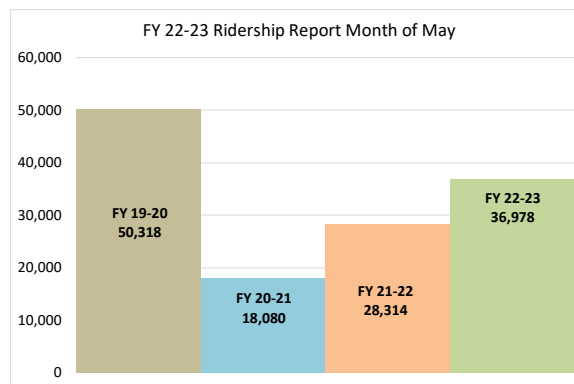
Active Routes	Rural	Urban	Total
Flex Routes	6	18	24
Demand Response	6	4	10
Fixed-Metro Express	0	3	3
	12	25	37

YEAR TO DATE RIDERSHIP REPORT

Year to Date -May 2023	Prior Year May 2022	DIFFERENCE	% DIFFERENCE
511,120	340,898	170,222	50%

* Rural service - service in rural low -population areas outside of urbanized areas

* Urban service- service between or within urbanized areas



Fiscal Year	Sept	Oct	Nov	Dec	Jan	Feb	Mar	Apr	May	June	July	Aug	Total	Difference	%Change
FY 2019-2020	78,440	91,930	74,137	44,709	72,199	84,562	75,604	85,670	50,318	56,330	56,234	64,773	834,906	145,243	21%
FY 2020-2021	17,149	19,332	16,190	16,072	16,620	14,611	19,300	18,169	18,080	19,842	19,774	31,381	226,520	-608,386	-73%
FY 2021-2022	42,242	40,558	37,262	26,918	22,233	53,128	45,400	44,843	28,314	30,112	35,091	24,384	430,484	203,964	90%
FY 2022-2023	69,699	71,269	58,154	33,800	47,975	66,785	62,828	63,632	36,978	0	0	0	511,120	80,636	19%
Monthly Change from Previous FY	27,457	30,711	20,892	6,882	25,742	13,657	17,428	18,789	8,664	-30,112	-35,091	-24,384	80,636		
Percent Change	65%	76%	56%	26%	116%	26%	38%	42%	31%						

FY 2022 VALLEY METRO RIDERSHIP REPORT

RIDERSHIP BY CITIES - PICK-UP LOCATION

CITY	Sept	Oct	Nov	Dec	Jan	Feb	Mar	Apr	May	June	July	Aug	TOTAL
Hidalgo	28	21	17	20	27	0	0	0	0	0	0	0	113
Edinburg	7,420	7,093	5,812	3,726	5,936	7,208	8,026	7,865	5,747	0	0	0	58,833
UTRGV Edinburg	44,388	46,384	38,037	15,184	24,617	43,506	35,837	38,321	12,899	0	0	0	299,173
Pharr	902	948	676	640	931	929	1,183	1,026	983	0	0	0	8,218
Mission	730	677	523	706	752	620	815	703	720	0	0	0	6,246
McAllen	3,934	3,860	3,173	3,370	4,219	3,403	4,149	3,905	4,239	0	0	0	34,252
San Carlos	27	44	47	32	28	30	32	35	31	0	0	0	306
Elsa	50	42	43	52	54	59	70	71	45	0	0	0	486
Edcouch	29	19	21	42	25	22	28	38	43	0	0	0	267
La Villa	26	28	23	34	44	21	26	24	13	0	0	0	239
San Juan	297	320	282	304	367	340	426	493	502	0	0	0	3,331
Alamo	275	289	260	301	337	268	350	278	350	0	0	0	2,708
Donna	269	240	191	279	467	370	393	425	458	0	0	0	3,092
Weslaco	807	746	603	485	800	695	762	712	619	0	0	0	6,229
Mercedes	178	178	207	279	209	173	227	300	262	0	0	0	2,013
La Feria	122	104	88	132	169	171	189	209	247	0	0	0	1,431
Harlingen	1,560	1,467	1,356	1,474	1,549	1,678	2,014	1,859	2,003	0	0	0	14,960
San Benito	172	134	151	272	216	310	319	259	146	0	0	0	1,979
Brownsville	3,836	3,899	2,921	3,037	3,219	2,949	3,553	3,292	3,700	0	0	0	30,406
Santa Rosa	45	17	51	54	64	87	79	54	54	0	0	0	505
Los Fresnos	338	333	255	251	282	270	230	238	209	0	0	0	2,406
Laguna Vista	184	216	138	173	235	218	187	195	153	0	0	0	1,699
Laguna Heights	207	199	127	216	205	163	226	198	134	0	0	0	1,675
Port Isabel	1,220	1,294	860	990	1,291	1,126	1,360	1,171	1,364	0	0	0	10,676
Rio Grande City	1,937	1,921	1,559	1,075	1,187	1,410	1,422	1,258	1,164	0	0	0	12,933
Willacy County	243	250	230	198	178	229	261	190	223	0	0	0	2,002
Starr County	315	384	362	297	364	347	425	376	473	0	0	0	3,343
Zapata County	155	159	141	164	175	173	220	127	190	0	0	0	1,504
Total	69,699	71,269	58,154	33,800	47,975	66,785	62,828	63,632	36,978	0	0	0	511,120

RIDERSHIP BY SYSTEM

Agency	Sept	Oct	Nov	Dec	Jan	Feb	Mar	Apr	May	June	July	Aug	TOTAL
VALLEY METRO	24,680	24,278	19,760	18,450	23,027	22,927	26,720	25,018	23,958	0	0	0	208,818
UTRGV	44,388	46,384	38,037	15,184	24,617	43,506	35,837	38,321	12,899	0	0	0	299,173
STC	334	292	243	66	243	254	180	191	83	0	0	0	1,886
TSTC	297	315	114	100	88	98	91	102	38	0	0	0	1,243
Total	69,699	71,269	58,154	33,800	47,975	66,785	62,828	63,632	36,978	0	0	0	511,120

RURAL AND URBAN COUNT

AREA	Sept	Oct	Nov	Dec	Jan	Feb	Mar	Apr	May	June	July	Aug	TOTAL
Rural	5,900	6,104	4,587	4,473	5,029	4,998	5,713	4,990	5,265	0	0	0	47,059
Urban	63,799	65,165	53,567	29,327	42,946	61,787	57,115	58,642	31,713	0	0	0	464,061
Total	69,699	71,269	58,154	33,800	47,975	66,785	62,828	63,632	36,978	0	0	0	511,120

RIDERSHIP BY COUNTY

COUNTY	Sept	Oct	Nov	Dec	Jan	Feb	Mar	Apr	May	June	July	Aug	TOTAL
Hidalgo County	59,365	60,892	49,915	25,460	38,819	57,644	52,328	54,199	26,916	0	0	0	425,538
Cameron County	7,684	7,663	5,947	6,606	7,252	6,982	8,172	7,482	8,012	0	0	0	65,800
Willacy County	243	250	230	198	178	229	261	190	223	0	0	0	2,002
Starr County	2,252	2,305	1,921	1,372	1,551	1,757	1,847	1,634	1,637	0	0	0	16,276
Zapata County	155	159	141	164	175	173	220	127	190	0	0	0	1,504
Total	69,699	71,269	58,154	33,800	47,975	66,785	62,828	63,632	36,978	0	0	0	511,120

RIDERSHIP BY PRECINCTS

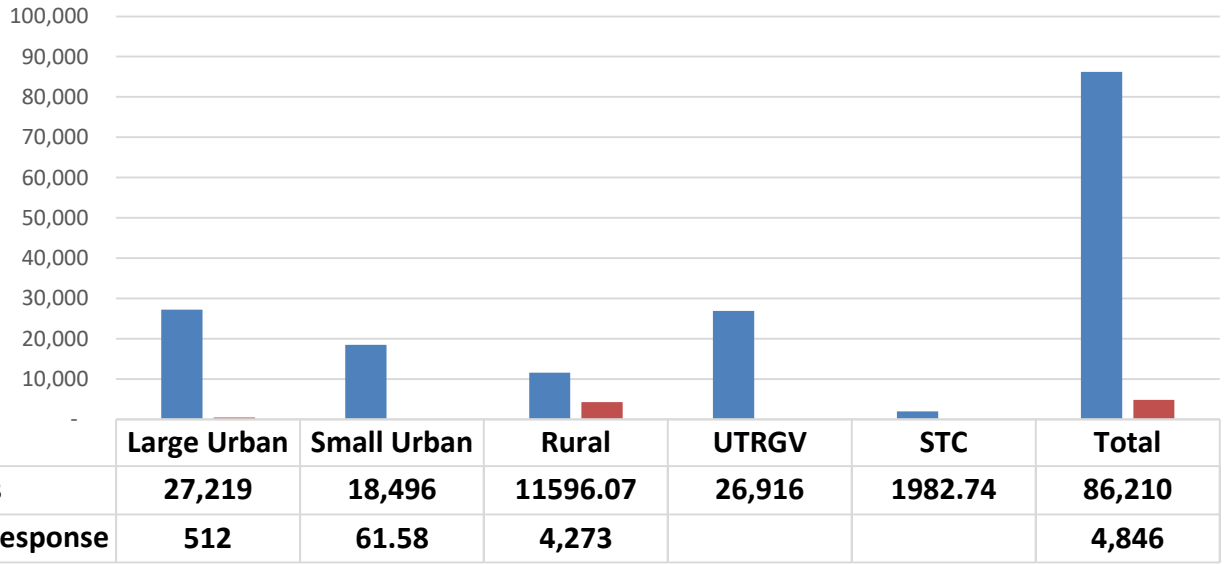
PRECINCT	Sept	Oct	Nov	Dec	Jan	Feb	Mar	Apr	May	June	July	Aug	TOTAL
Precinct 1	3,655	3,594	3,035	3,456	4,400	3,660	4,410	4,171	4,514	0	0	0	34,895
Precinct 2	7,191	7,140	5,690	6,334	8,198	6,576	8,208	7,555	8,275	0	0	0	65,167
Precinct 3	1,549	1,610	1,231	1,473	1,833	1,415	1,849	1,606	1,729	0	0	0	14,295
Precinct 4	57,041	58,705	48,216	24,034	36,969	55,776	50,135	52,065	24,992	0	0	0	407,933
Harlingen MPO Area	2,077	1,900	1,853	2,218	2,229	2,429	2,843	2,688	2,714	0	0	0	20,951

Year to Date 2022-2023

Distribution of Revenue Hours

	Large Urban	Small Urban	Rural	UTRGV	STC	Total
Motor Bus	27,219	18,496	11596.07	26,916	1982.74	86,210
Demand Response	512	61.58	4,273			4,846

FY 22-23 YTD Revenue Hours

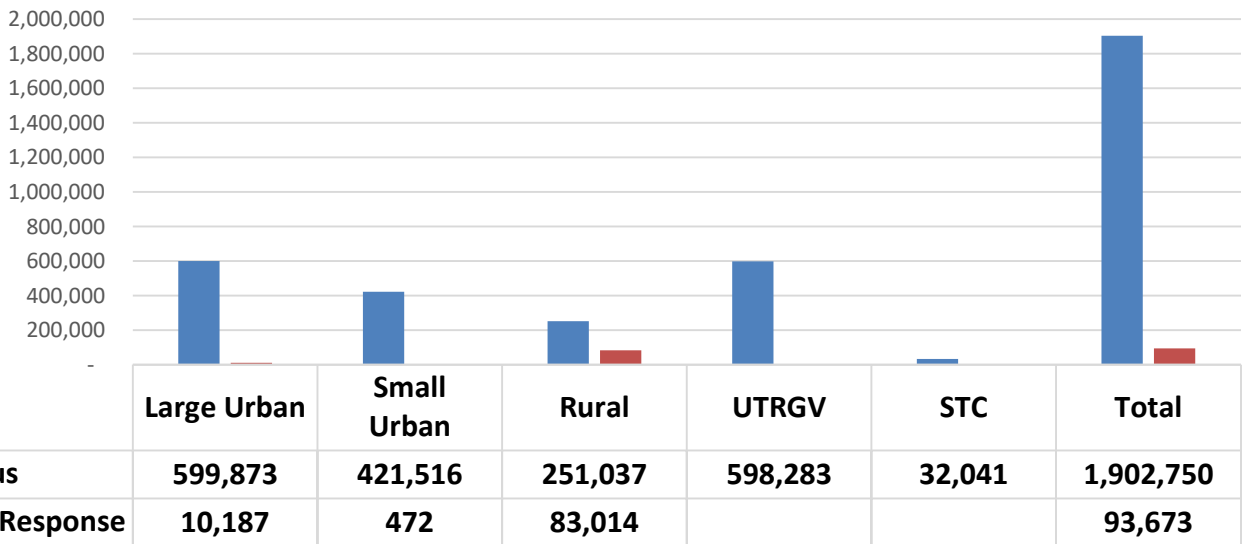


Year to Date 2022-2023

Distribution of Revenue Miles

	Large Urban	Small Urban	Rural	UTRGV	STC	Total
Motor Bus	599,873	421,516	251,037	598,283	32,041	1,902,750
Demand Response	10,187	472	83,014			93,673

FY 22-23 YTD Revenue Miles





FY 2022-2023 Valley Metro

TSTC MONTHLY PASSENGER COUNT

Routes	31-1	31-2	31-3	40	41	42	43	44	50-A	50-B	Fast Ride 3	Willacy	Direct RT 45-1	Direct RT 45-2	Total
September	0	0	0	1	15	0	0	0	0	0	37	1	179	64	297
October	0	0	0	4	19	0	0	1	0	0	0	1	255	35	315
November	0	0	0	12	19	0	0	1	0	0	0	11	66	5	114
December	0	0	0	5	9	2	0	2	0	0	0	2	62	18	100
January	0	0	0	1	28	3	0	0	0	2	0	3	46	5	88
February	0	0	0	0	23	13	0	5	0	14	0	0	41	2	98
March	0	0	4	6	41	11	0	4	0	5	0	5	13	2	91
April	2	1	7	6	21	15	0	3	1	5	0	0	36	5	102
May	0	0	4	1	8	0	0	0	1	0	0	0	12	12	38
June	0	0	0	0	0	0	0	0	0	0	0	0	0	0	0
July	0	0	0	0	0	0	0	0	0	0	0	0	0	0	0
August	0	0	0	0	0	0	0	0	0	0	0	0	0	0	0
Total	2	1	15	36	183	44	0	16	2	26	37	23	710	148	1,243
FY 2021-2022	4	9	9	0	1	0	0	29	1	0	0	0	18	91	162
Change Over Previous FY	4	9	9	36	182	44	0	-13	1	26	37	23	692	57	1,081

	Sept.	Oct.	Oct.	Nov.	Dec.	Jan.	Feb.	Mar.	Apr.	May	June	July	Aug	Total
Direct Routes	243	290	350	71	80	51	43	15	41	24	0	0	0	1,208
Indirect Routes	54	25	25	43	20	37	55	76	61	14	0	0	0	410
Monthly Total	297	315	375	114	100	88	98	91	102	38	0	0	0	1,618

2022 - 2023 Valley Metro Routes TSTC Student Passenger Count

