

# LOWER RIO GRANDE VALLEY DEVELOPMENT COUNCIL



## AGENDA

### MEETING OF THE LRGVDC BOARD OF DIRECTORS

LRGVDC Main Campus, 301 W. Railroad Street, Building B Weslaco, TX 78596

**Wednesday, August 30, 2023, 12:00 noon**

Audio access is available by calling 1 (646) 749-3122, Access Code: 555-604-997

Presiding: Mayor David Suarez, President.

#### Item #1: Call to Order

- A. Roll Call
- B. Invocation
- C. Pledge of Allegiance

#### Item #2: Consideration and **ACTION** to Approve Meeting Minutes (June 28, 2023)

-----**President**

#### Item #3: Public Comment

#### Item #4: Administration..... **Manuel Cruz** **Executive Director**

- A. Update from Legal Counsel on Texas Gas Services Proposed Rate Increase.....Mr. Thomas Brocato  
Lloyd Gosselink Rochelle & Townsend
- B. Presentation and Consider **ACTION** Regarding the 2022 Annual Audit.....Adrian Webb, CPA
- C. Presentation and **ACTION** to Accept Quarterly Investment Report.....Crystal Balboa  
Director of Finance

- D. Consideration and **ACTION** to Approve Resolution 2023-04 to Become a Member of the American Flood Coalition (AFC) .....Manuel Cruz  
Executive Director
  
- E. Consideration and **ACTION** for the Executive Director to enter Negotiations and Approve the Contract for Hidalgo County Active Transportation and Active Tourism Plan.....Armando Perez  
Asst. Director of Purchasing
  
- F. Presentation and **ACTION** to Approve Resolution 2023-05 for the Establishment and Membership of the RGV Reconnect Coalition and UTRGV's Submission of the RGV Reconnect Plan to Economic Development Administration (EDA).....Manuel Cruz  
Executive Director
  
- G. Executive Director Report
  - 1. Introduction of New Staff Members
  - 2. Updates on Regional News, Funding Opportunities, Training, and Legislation

**Item #5: Department Reports**

- A. Community & Economic Development.....Manuel Cruz  
Executive Director**

Program Status Reports

- Economic Development Administration
- Regional Small Cities Coalition
- Community & Economic Development Assistance Fund
- Solid Waste Management Program
- Water Quality Program
- Regional Water Resource Advisory Committee
- Rio Grande Regional Water Planning Group (Region M)
- Reservoir Levels

- B. Health & Human Services .....Margarita Lopez  
Director**

Program Action Item

- 1. Consideration and **ACTION** to Approve the Lower Rio Grande Valley (AAA) Area Plan FY 2024 – 2026
  
- 2. Consideration and **ACTION** to Approve the List of Sub-recipients Proposal Fiscal Year 2024
  
- 3. Consideration and **ACTION** to Approve the Direct Purchase Service (DPS) Vendor/Contractor list for Fiscal Year 2024

4. Consideration and **ACTION** to Approve the Citizens Advisory Council Membership Application from Cesar Merla

Program Status Reports

- Direct Consumer Services
  - Care Coordination Services
- Senior Subrecipient & Senior Center Operations
- Home Delivered and Congregate Meal Program
- Special Services
- Care Transition Program
- Ombudsman Program
- Aging and Disability Resource Center (ADRC)
- Housing Navigator
- Special Initiatives Report
- Information Referral & Assistance

**C. Public Safety.....Manuel Cruz  
Executive Director**

Program Action Items

1. Consideration and **ACTION** to approve the Homeland Security Advisory Committee (HSAC) Bylaws and Policies & Procedures for FY 2024-2025
2. Consideration and **ACTION** to approve the Criminal Justice Advisory Committee (CJAC) Bylaws, Biennium Form, and Policies & Procedures for FY 2024-2025

Program Status Reports

- Criminal Justice & Homeland Security Program Status Report.....Cesar Merla  
Assistant Director
- Regional Police Academy Status Reports.....Manuel Cruz  
Executive Director
- Rio Grande Valley Emergency Communication District  
Status Report.....Dennis Moreno  
Assistant Director
  - GIS Division
  - Community Engagement Division
  - 9-1-1 | Information Technology

**D. Transportation**

Valley Metro Action Item.....Tom Logan  
Director

1. Consideration and **ACTION** to Approve the Valley Metro Policy and Facility Maintenance Plan Revisions.

## Valley Metro Status Reports

- Ridership Report
- Regional Transportation Advisory Panel (RTAP) Activity
- Public Outreach Events

Rio Grande Valley MPO Status Report..... Andrew Canon  
RGVMPO Executive Director

### **Item #6: New or Unfinished Business**

### **Item #7 Adjourn**

**\*REMINDER\***

Next Meeting:

**Wednesday, September 27, 2023  
12:00 noon**

Agenda items may be considered, deliberated and/or acted upon in a different order than numbered above.

The Board of Directors of the Lower Rio Grande Valley Development Council reserves the right to adjourn into an Executive (Closed) session at any time during the course of this meeting to discuss any of the items listed on this agenda as authorized by the Texas Open Meetings Act, Chapters 551.071, 551.072, 551.074, and 551.075, Texas Government Code. No final action will be taken in the Executive Session.

#### **PUBLIC INPUT POLICY:**

"At the beginning of each LRGVDC meeting, the LRGVDC will allow for an open public forum/comment period. This comment period shall not exceed one-half (1/2) hour in length, and each speaker will be allowed a maximum of three (3) minutes to speak. All individuals desiring to address the LRGVDC must be signed up to do so prior to the open comment period. The purpose of this comment period is to provide the public an opportunity to address issues or topics that are under the jurisdiction of the LRGVDC. For issues or topics which are not otherwise part of the posted agenda for the meeting, LRGVDC members may direct staff to investigate the issue or topic further. No action or discussion shall be taken on issues or topics which are not part of the posted agenda for the meeting. Members of the public may be recognized on posted agenda items deemed appropriate by the Chair as these items are considered, and the same 3-minute time limitation applies."

**ITEM #2.**

**MINUTES**

# MINUTES

## MEETING OF THE LOWER RIO GRANDE VALLEY DEVELOPMENT COUNCIL BOARD OF DIRECTORS

12:00 PM WEDNESDAY, JUNE 28, 2023

HELD IN-PERSON AND VIA GLOBAL GOTOMEETING VIDEO CONFERENCE PLATFORM  
INITIATED AND CHAIRED FROM  
LRGVDC MAIN CAMPUS - 301 W. RAILROAD STREET, WESLACO, TEXAS  
BUILDING B, KEN JONES EXECUTIVE BOARD ROOM

PRESIDING: 1st VICE-PRESIDENT MAYOR NORMA SEPULVEDA

- DRAFT -

1<sup>st</sup> Vice-President Norma Sepulveda called the meeting to order at 12:07 p.m. Roll Call was taken, and a quorum was declared. Chairwoman Sepulveda then moved to item 2. Consideration and Action to Approve Meeting Minutes (May 31, 2023). *Mayor Ambrosio Hernandez motioned to approve the minutes from May 31, 2023, as presented. Mr. Jim Darling seconded, and the motion carried unanimously upon a vote.*

Chairwoman Sepulveda moved to Item 3. - Public Comment, there being none, she moved to Item 4. Administration.

- A. Consideration and Action to Appoint Board Designee and Alternate to Texas Association of Regional Councils (TARC).

Mr. Manuel Cruz was recognized and stated that a yearly advertisement to solicit volunteers to attend the Texas Association of Regional Councils (TARC) is made. He mentioned Commissioner Garza was the primary and Jim Darling the alternate in previous years. They have touched bases with both and are willing to continue to serve if no other board member wants to volunteer. *Mr. Troy Allen motioned for Commissioner David Garza to continue as LRGVDC's TARC representative and Mr. Jim Darling to continue as the alternate. Mayor Ambrosio Hernandez seconded the motion, which was carried unanimously upon a vote.*

- B. Presentation and Possible Action on Texas Gas Service Rate Case.

Mr. Cruz informed the Board that Texas Gas Service (TGS) staff were here to present their rate case and as a reminder, a workshop was held at 11:30 a.m. today, prior to this meeting, to offer a more in-depth look at this case rate and the opportunity to ask questions. Mr. Cruz then introduced Ms. Stacey McTaggart, Director of Rates & Regulatory. Ms. McTaggart stated that TGS was filing a rate case on Friday, June 30, 2023, and she began a "Presentation to the Cities in the Rio Grande Valley Service Area (RGVSA)." The presentation included background information on Texas Gas Service, a Division of ONE Gas headquartered in Oklahoma, and a list of the cities in the Rio Grande Valley that TGS serves. She noted that yearly Cost of Service Adjustment (COSA) filings do not address several essential items: Rate Design, Cost of Capital, and Depreciation Rates, and periodically, it is essential to have a rate case to evaluate these items. Texas Gas Service is requesting a \$9.8 million revenue increase. The rate increase is due to continued investment in the system's safety and reliability, increased regulatory and safety requirements recovery, inflation has also been a contributing factor for the request.

Mayor Ambrosio Hernandez asked for clarification and addition information related to the last three cases and what happened during the cases, what occurred in the interim, and what was cumulative. Ms. McTaggart next explained the Rate Design Proposal. She stated that TGS staff have found it challenging to set fair rates for disparities within different classes of usages, such as large companies and small Mom and Pop

commercial customers. So, they have been trying to address that in this rate design proposal, and it is a proposal that has recently been implemented in the West Texas area and Oklahoma. She explained how much the rates would change in the RGV service area. TGS will file the case with all RGV service areas on June 30, 2023. Filing will also take place at the Railroad Commission for rural customers. The cities are encouraged to intervene in the Railroad Commission rate case. She explained the standard process moving forward when filing, the proposed affective date would be August 23, 2023. Cities can suspend implementation for an additional 90 days on Aug 23<sup>rd</sup>. The new deadline if suspension is successful becomes November 21, 2023.

Ms. McTaggart understands that nobody likes rate increases and offers flexible payment arrangements, and there are social service agencies where customers can look for assistance.

Mrs. Veronica Gonzales requested an explanation as to what causes the residential rates to go up and commercial rates to decrease. Ms. McTaggart stated that that is determined by conducting an engineering study and typically commercial rates are much higher than residential rates to begin with.

Mayor Sepulveda stated that this is really concerning because even a \$10 increase in a home with a fixed income can make or break a resident especially the elderly. Many other members expressed their concern about this significant increase.

Chairman Darling stated that, in the past, we had hired Lloyd Gosselink, who specializes in these cases and represents all the cities. The City of McAllen will be that kind of connector, with the COG being an administrator, keeping it all together. The alternative is for the cities to retain legal counsel individually subject to all the cities getting a notice from them and the lawyer asking if they want to sign up.

Chairman Darling suggested a motion to authorize the COG to act as administrators on behalf of the cities and the City of McAllen to hire a firm that does these rate cases.

Chairwoman Sepulveda suggested a potential special meeting or the pending information to be emailed to the rest of the board members. That way, they can have enough information for the case.

Upon conclusion of the presentation and discussion, ***Mr. Jim Darling motioned to authorize the LRGVDC as the administrator on behalf of the cities and the City of McAllen to hire a firm representing these rate cases. Mayor Norie Garza seconded the motion, which was carried unanimously upon a vote.***

C. Presentation from Texas General Land Office (GLO) on Update on LRGV Economic Development Strategy & Diversification Study.

Mr. Elijah Casa was recognized and introduced Ms. Debbie Lindsey Opel from the Texas General Land Office. Mr. Casas is the point of contact with the agency's Community Development and Revitalization Division. He provided an update on the economic development and diversification study phase that started last year in August. He presented a slide describing the goal to help the Rio Grande Valley bounce back from natural disasters, implementing an action plan to help the community. The study doesn't encompass the three-county area of Cameron, Hidalgo, and Willacy. That was because it is an allocation of funding from HUD for the 2019 disasters. Mr. Casas then recognized Ms. Opel, and she continued with the presentation, it was focused on the goals in terms of organization, capacity, housing, quality of life, economic development, diversification, and transportation.

D. Executive Report

1. Introduction of New Staff Members:

Mr. Cruz announced that there are six (6) new staff members with Valley Metro: Ms. Lorina Ramos, Vehicle Driver; Ms. Roxanne Vallejo, Dispatcher; Leo Ordonez, Jr., Fleet Detailer/Fueler; Mr. Julio Casas, Vehicle Driver; Mr. Emmanuel Escobedo, Project Management Specialist; and Ms. Stacie Garcia,

Planner I – Planning Mobility.

2. Updates on Regional News, Funding Opportunities, Training, and Legislation:

Mr. Cruz addressed the Texas Broadband South Texas Regional Working Group, which conducted an extended survey due on July 16, 2023; the deadline is extended to August 31, 2023, to provide more time for residents to engage and complete the survey.

There will be a site meeting on Monday, July 7<sup>th</sup> at LRGVDC in the Ken Jones Boardroom; further information will soon be available. The second meeting will be in Kingsville, TX.

Mr. Cruz also updated on the funding opportunity currently open through the Economic Development Administration under the FY23 disaster supplement funding. The region received \$100 million, of which \$2 million to \$2.5 million is available on an 80-20 match. The application will remain open until further notice; therefore, Mr. Cruz encouraged the board that those that have projects meeting with the feasibility study or industrial parks would be an excellent opportunity for them to submit. As an update, EDA is now utilizing a new grant management system, EDGE – Economic Development Grant Experience.

Upon conclusion of Administration items, Vice-President Sepulveda moved to Item 5. - Department Reports,

A. Community and Economic Development

Department Program Action Item

1. Consideration and Action to Approve Resolution 2023 – 03 Supporting Mexico Paying their Water Debt.

Mr. Cruz introduced this item and returned the floor to Mr. Jim Darling. He explains that Mexico let us have the water from the Falcon Reservoir, so the five-year requirement was met two years ago.

They have yet to provide water since, in the last five-year cycle, they supplied all the water they had in Falcon to catch up to an almost two-year supply. It has been almost four years since they released water from the reservoirs of Mexico, of which some are at 90%. As of today, we are at 31% almost as of the 17<sup>th</sup> of June. Once it goes below 20%, cities begin to implement regulations. Mr. Darling stated that Mexico needs to pay their debt. We have written to the congressmen and the senators to find a resolution from the Council of Governments.

***Upon conclusion of the discussion, Mr. Jim Darling made a motion to approve LRGVDC Resolution 2023-03 Supporting Mexico Paying their Water Debt and distributing a similar sample resolution to municipalities and water entities for their consideration to approve. Mr. Troy Allen seconded the motion, which was carried unanimously upon a vote.***

Program Status Reports

The monthly status reports are in the meeting packet for review. Mr. Darling had nothing else to report as he had already spoken about the funding opportunities.

B. Health & Human Services

Program Status Reports

Mr. Cruz stated that Ms. Margarita Lopez, Health & Human Services Director, was not present as she had a conflict and is attending the Texas Aging Conference in San Antonio. Mrs. Marifer Posadas Martinez, Program Supervisor II, was recognized to present the status report for AAA as follows:



Mrs. Martinez summarized the program services staff provided during the month of May. Additionally, she highlighted that this month, they have 11 positions available within the department that are open to the public. They have seven (7) in the Harlingen Office and (4) four in the Weslaco Office. They have of (3) three for ARC, and the rest are under AAA. She reported that they had a lot of candidates already applying and have (3) three interviews in the works, including one today.

C. Public Safety

Program Status Reports

Mr. Cesar Merla, CJD/HLS Assistant Director, noted that the status reports were in the meeting packet for review and announced that the Fire Academy is getting an allocation of funding for a total of \$30K. He also talked about the Cybersecurity awareness tabletop exercise.

Mr. Cruz noted that the Regional Police Academy was attending mandatory training; therefore, the status reports are in the meeting packet for review.

Dennis Moreno, Assistant Director for the Rio Grande Valley Emergency Communication District (RGVECD), was recognized; he informed on the upcoming Wellness Seminar in September. He provided a brief overview of the GIS Dept, addressing different projects, including highlights of the renovated RGV911.org website. The Community Engagement Division had events for Willacy County at Lyford High School and attended the 25<sup>th</sup> Annual Storm Water Management and Planning Conference at So. Padre Island, and the First Football Golf Tournament for Mercedes MISD.

Mr. Moreno emphasized that the IT Departments attempted a cyber security incident planning exercise that prepared their team to ensure infrastructure has the latest updates and optimal readiness. He emphasized that it is essential because, on June 6<sup>th</sup>, it was reported that the Chinese breached federal agencies with the most significant cyber-attacks in the U.S. Status reports are in the meeting packet for review.

D. Transportation

Department Program Action Item

1. Consideration and Action to Approve Procurement of Heavy-Duty Shop Equipment.

Mr. Tom Logan, Director of Regional Transit, was recognized and informed the Board that staff requests approval to purchase heavy-duty shop equipment for the Harlingen and Weslaco Maintenance Facilities. These purchases will be made through individual quotes, requests for quotes, and/or a State of Texas Multiple Award Schedule (TXMAS) contracts. Grants are through the Federal Transit Administration at 100% federal funding. **Mr. Jim Darling motioned to approve the procurement of heavy-duty shop equipment. Mr. Troy Allen seconded, and the motion was carried unanimously.**

Rio Grande Valley MPO Status Report.

Mr. Andrew Canon, RGV MPO Executive Director, was recognized; he stated they have a policy board meeting following this meeting. He was happy to announce that Representative Terry Canales will be here for some comments on the follow-up to the legislative session and to comment on the good news received on Monday, the \$150 million for the IBTC Project. Staff will bring the Policy Board our quarterly revision of our four-year plan, which encompasses our 10-year plan of about \$481,000,000 in revisions. He stated that it was important to note that this amount does not include the IBTC project. That item is pending final approval in August and will be brought forth to the policy board for adoption. They will also present it to the Policy Board of Safe Streets asking the board to approve that, and then staff will

visit city staff and local governments to see how it can be implemented.

Item 6. – Executive Session

- A. Closed Session pursuant to Sec. 551.072 Tex. Gov't Code (purchase of real property) to discuss land purchase for multimodal transit terminal.

At 1:10 p.m., Mayor Ambrosio Hernandez motioned to enter Executive Session; Mr. Jim Darling seconded, and the motion carried unanimously.

The regular session was reconvened at 1:22 p.m. No action was taken.

Item 7. – New or Unfinished Business

Mr. Cruz announced that there was currently a vacancy that needed to be filled in the Regional Water Resource Advisory Committee (RWRAC) for the Special Purpose District Drainage for Hidalgo County. Members interested may contact Valerie Ramos or me.

There being no further business to come before the Board, ***Mayor Ambrosio Hernandez made a motion to adjourn, Ms. Veronica Gonzalez Garza seconded, and the meeting was adjourned at 1:10 pm.***

---

Mayor Norma Sepulveda, 1<sup>st</sup> Vice President

ATTEST:

---

Debbie Morales, Recording Secretary

**ITEM #4. A.**

**ADMINISTRATION**

**LEGAL COUNSEL -  
TEXAS GAS SERVICE  
PROPOSED RATE  
INCREASE**

**ITEM #4. B.**

**ADMINISTRATION**

**2022**

**ANNUAL AUDIT**

# Lower Rio Grande Valley Development Council

## 2022 Audit Presentation Summary

- **Financial Section**
  - Independent Auditor's Report
    - Opinion related to presentation of financial statements
  
- **Basic Financial Statements Section**
  - Government-Wide Financial Statements
    - Statement of Net Position
      - Change in Net Position
    - Statement of Activities
      - Revenues
      - Expenses
  
- **Notes to the Financial Statements Section**
  - Summary of Significant Accounting Policies
    - New Accounting Pronouncements
  - Long-Term Leases
    - Right to Use Assets
    - Lease Liability
  
- **Single Audit Section**
  - Schedule of Findings and Questioned Costs (N/A)
  - Corrective Action Plan (N/A)

**ITEM #4. C.**

**ADMINISTRATION**

**QUARTERLY  
INVESTMENT  
REPORT**

LOWER RIO GRANDE VALLEY DEVELOPMENT COUNCIL

Quarterly Investment Report

April 1, 2023 through June 30, 2023

This quarterly report of pooled fund investments is in full compliance with the written investment policy and investment strategy approved by the Lower Rio Grande Valley Development Council Board of Directors and is in full compliance with the relevant portions of the Public Funds Investment Act.

Recorded Interest Income for the quarter \$119,865.98

	Beginning 04/01/23	Ending 06/30/23
Investments in TexPool Prime:		
Water Plan	\$64,985.34	\$65,826.14
9-1-1	82,341.34	2,606,465.50
TCEQ	206,677.00	98,193.82
Transit	97,375.14	98,635.02
TWDB	63,919.72	36,845.19
GLO-Closing Cost	102,167.02	103,488.95
Kari's Law	64,273.53	65,105.11
Tire Project	23,609.02	23,914.47
Tourism	289,142.43	292,883.45
RGV Explorer	58,389.66	59,145.11
<b>Total</b>	<b>\$ 1,052,880.20</b>	<b>\$3,450,502.76</b>

TexPool Prime Rate as of June 30, 2023 – 5.3365%

LOWER RIO GRANDE VALLEY DEVELOPMENT COUNCIL

Quarterly Investment Report

April 1, 2023 through June 30, 2023

	Beginning 04/01/23	Ending 06/30/23
Investments in TexPool:		
FIF – TWDB – Escrow Account	\$6,885,409.58	\$6,483,529.62
FIF – TWDB	74,364.10	102,560.71
<b>Total</b>	<b>\$6,959,773.68</b>	<b>\$6,586,090.33</b>

TexPool Rate as of June 30, 2023 – 5.0909%

Crystal Balboa  
Director of Finance



**ITEM #4. D.**

**ADMINISTRATION**

**RESOLUTION 2023-04**

**BECOME A MEMBER OF  
THE AMERICAN FLOOD  
COALITION (AFC)**



*Regional Council of Governments & Economic Development District serving Cameron, Hidalgo, and Willacy County*

## **RESOLUTION 2023-04**

### **A RESOLUTION OF THE LOWER RIO GRANDE VALLEY DEVELOPMENT COUNCIL TO BECOME A MEMBER OF THE AMERICAN FLOOD COALITION**

**WHEREAS**, proactively investing in preventing flooding is a wiser use of resources than spending on flooding recovery, as exemplified by FEMA research showing that \$1 spent on disaster prevention saves up to \$7 in recovery costs, and

**WHEREAS**, national coordination and support are necessary for communities to fully address the challenge of flooding and sea level rise, and the American Flood Coalition provides a platform advocating for national solutions to flooding and sea level rise that invest in and protect our coastal communities, and

**WHEREAS** the American Flood Coalition is a no-cost forum for best practices and a source of support in developing local and state-level responses to flooding and sea level rise that will enhance LRGVDC's resilience effort, and

**WHEREAS** flooding and sea level rise are important issues that our residents deserve to understand, and the American Flood Coalition provides opportunities and tools to communicate with residents on flooding challenges and solutions, and

**WHEREAS**, joining the American Flood Coalition will aid the LRGVDC's efforts to protect against flooding without requiring any financial support or dues from the organization, and

**WHEREAS** the local governments as a region continue to be engaged in preventative flooding countermeasures, projects, and awareness campaigns through the Texas Water Development Board – Flood Infrastructure Funds (FIF) projects, creation of the regional flood plan by the Lower Rio Grande Regional Flood Planning Group - Region 15, Hazard Mitigation Action Plans, and drainage infrastructure enhancement and improvements.

**WHEREAS** the LRGVDC Board of Directors finds that joining the American Flood Coalition will promote the welfare of Lower Rio Grande Valley residents and ensure the prosperity of the Lower Rio Grande Valley economy by accelerating solutions to sea level rise and flooding, and

**NOW, THEREFORE, BE IT RESOLVED BY THE BOARD OF DIRECTORS OF THE LRGVDC OF THE RIO GRANDE VALLEY AS FOLLOWS:**

The LRGVDC recognizes the need to advance national solutions to sea level rise and flooding and will work as a member of the American Flood Coalition to safeguard the welfare of the Rio Grande Valley residents through collective communications and best practices.

**Adopted and approved by the Lower Rio Grande Valley Development Council Board of Directors on this 30<sup>th</sup> day of August 2023.**

---

Mayor David Suarez  
LRGVDC Board President

**ITEM #4.E.**

**ADMINISTRATION**

**HIDALGO COUNTY  
ACTIVE  
TRANSPORTATION AND  
ACTIVE TOURISM PLAN**

**Lower Rio Grande Valley Development Council  
Board of Directors Meeting**

Wednesday, August 30, 2023

**Item #4: Administration**

- E. Consideration and **ACTION** for the Executive Director to enter Negotiations and Approve a Contract for Hidalgo County Active Transportation and Active Tourism Plan

The following vendor was selected through the RFP process. Proposals were submitted and then evaluated by a committee based on the criteria in the RFP. The contract will be for 8-12 months from work authorization and approval for professional services to the LRGVDC, as stated in the RFP.

The vendor that was selected is Halff Associates, Inc., 5000 W. Military Hwy #100, McAllen, TX 78503.

\*\*Attachment will be provided the day of the meeting due to TXDOT reviewing our procurement process to determine approval.

**Bid Tabulation of**  
**RFP- Hidalgo County Active Transportation**  
**and Active Tourism Plan**

	<b><u>Half Associates, Inc.</u></b>	<b><u>Alliance Transportation Group, LLC</u></b>
<b><u>Evaluator #1</u></b>	110	103
<b><u>Evaluator #2</u></b>	100	79
<b><u>Evaluator #3</u></b>	107	90
<b><u>Evaluator #4</u></b>	101	95
<b><u>Evaluator #5</u></b>	97	88
<b><u>Overall Totals</u></b>	515	455
<b><u>Avg. Score</u></b>	103	91

# **ITEM #4. F.**

# **ADMINISTRATION**

## **RESOLUTION 2023-05**

**ESTABLISHMENT AND  
MEMBERSHIP OF THE RGV  
RESCOMPETE COALITION AND  
UTRGV'S SUBMISSION OF THE  
RGV RECOMPETE PLAN TO  
ECONOMIC DEVELOPMENT  
ADMINISTRATION (EDA)**



*Regional Council of Governments & Economic Development District serving Cameron, Hidalgo, and Willacy County*

## **RESOLUTION NO. 2023-05**

### **RESOLUTION IN SUPPORT OF THE ESTABLISHMENT OF THE RIO GRANDE VALLEY RECOMPETE COALITION, JOINING AS A MEMBER OF THE COALITION, AND SUPPORTING THE UNIVERSITY OF TEXAS RIO GRANDE VALLEY IN SUBMISSION OF THE REGION'S RECOMPETE PLAN.**

**WHEREAS**, the U.S. Economic Development Administration (EDA) has established the Distressed Area Recompete Pilot Program (Recompete Pilot Program) which aims to alleviate persistent and economic distress and support long-term, comprehensive economic development and job creation in regions of the U.S. with a high prime-age (25-54 years) employment gap (PAEG); and

**WHEREAS**, the four-county region of the Lower Rio Grande Valley, commonly referred to as the Rio Grande Valley (RGV) consisting of Cameron, Hidalgo, Starr, and Willacy Counties, located at the southernmost tip of Texas is steeped in history, tradition, and resilience; and

**WHEREAS**, boundless opportunities exist within the region, the RGV is not without noteworthy challenges such as above the state and national average percentage of persons in poverty and below state and national average educational attainment, per capita income, and qualifies as an eligible region as all four counties have a prime-age employment gap (PAEG) of at least 5% and a median annual household income of no more than \$75,000; and

**WHEREAS**, the RGV aspires to establish the Rio Grande Valley Recompete Coalition (RGVRC) to demonstrate the region's ability to engage broadly within the community and support implementation of a wide range of targeted actions related to reducing the region's PAEG; and

**WHEREAS**, The University of Texas Rio Grande Valley, a State of Texas agency and member institution of higher education of The University of Texas System organized under the laws of the State of Texas ("UTRGV"), an eligible entity to apply for EDA's Recompete Pilot Program; and

**WHEREAS**, UTRGV shall serve as the principal applicant and lead member organization for application and implementation and abide to the requirements of EDA, including managing the governance of the RGVRC, serving as the central coordinator, maintaining communication, and ensuring that funding and other assistance provided by EDA are effectively coordinated and braided within the RGV region; and



**WHEREAS**, the LRGVDC, the region’s Economic Development District as designated by EDA administers the Comprehensive Economic Development Strategy (CEDS), designed to create and retain higher-skill, higher-wage jobs, particularly for the unemployed and underemployed in the nation's most economically distressed regions.

**NOW THEREFORE, BE IT RESOLVED BY THE LOWER RIO GRANDE VALLEY DEVELOPMENT COUNCIL THAT:**

**I. ESTABLISHMENT OF THE COALITION**

The LRGVDC is in full support of the establishment of the Rio Grande Valley Recompete Coalition (RGVRC) to advance collaboration across the region’s four counties, over forty-seven municipalities, local higher educational institutions, workforce solutions boards, and partnering establishments for the advancement of job creation through workforce development, business and entrepreneur development, new industry recruitment, and to create and connect RGV residents with good jobs while ensuring resources are shared equitably and across the RGV region.

**II. JOINING AS A MEMBER OF THE COALITION**

The LRGVDC wishes to join as a member of the coalition, participate in the established governance of the coalition, promote bottom-up, middle-out competitiveness across the region, enable and accelerate collaboration and support, and actively engage applicable and available resources in coordination with the RGVRC’s recompete plan intervention actions and mission to eliminate and mitigate persistent economic distress across the RGV region.

**III. SUPPORT OF UTRGV AS THE LEAD MEMBER OF THE COALITION**

The LRGVDC wishes to extend enthusiastic support for UTRGV to serve as the lead member organization of the RGVRC and principal applicant for submission of Phase 1 and Phase 2 (if invited) of EDA’s Recompete Pilot Program.

**EFFECTIVE DATE.** This Resolution shall be and remain in full force and effect from and after the date of its passage.

**READ, CONSIDERED, PASSED and APPROVED at a regular meeting of the LRGVDC at which a quorum was present and which was held in accordance with applicable Texas Government Code on the 30<sup>th</sup> day of August 2023.**

---

Mayor David Suarez  
LRGVDC Board President

**ITEM #4. G.**

**ADMINISTRATION**

**EXECUTIVE  
DIRECTOR  
REPORT**



LOWER RIO GRANDE VALLEY DEVELOPMENT COUNCIL  
Office of the Executive Director  
301 W. Railroad St.  
Weslaco, Texas 78596

## Executive Directors Report

August 30, 2023

This report contains updates, regional news, funding opportunities trainings and legislative updates that your local gov't may be interested in. This information is courtesy of the Texas Association and Regional Councils, State funding agencies and LRGVDC Programs. Hyperlinks to external sources may be found throughout the report for additional and complete details.

## Texas Broadband – Survey Extension

The Texas Broadband Development Office public meetings are complete and over 1,000 Texans attended in person, but there are still opportunities for you to share feedback. The TBDO will be hosting two virtual statewide public meetings for residents who were unable to attend the in-person meetings. These meetings will have the same format as the in-person meetings.

- [Aug. 22, 1–3 p.m. \(English\)](#)
- [Aug. 24, 4–6 p.m. \(Spanish\)](#)

**As a reminder, the survey closes on August 31<sup>st</sup>.**

TBDO continues accepting responses to our [Texas Digital Opportunity Public Survey](#) to identify the digital opportunity barriers affecting Texas households. Widespread input will ensure the state develops an inclusive plan that addresses the digital opportunity needs of all Texans. The survey is available in [English](#), [Spanish](#), [Vietnamese](#) and [Mandarin](#). PDF versions in [English](#) and [Spanish](#) also are available.

If you have not done so, please take advantage of these opportunities and encourage participation by sharing our information with others in your network.

## COMING SOON...

## Fiscal Year 2023 State and Local Cybersecurity Grant Program

In fiscal year 2023, through the [Infrastructure Investment and Jobs Act](#), the U.S. Department of Homeland Security (DHS) is providing \$374.9 million to address cybersecurity risks and threats to information systems owned, operated by, or on behalf of state, local, tribal and territorial governments.

The State and Local Cybersecurity Grant Program (SLCGP) is to receive \$1 billion nationwide out of the Infrastructure Investment Jobs Act (IIJA). The funds will be distributed over 4 years and split by population. DIR and the PSO will work together to manage the grant program to pass these funds through to local projects.

**ITEM #5. A.**

**COMMUNITY  
&  
ECONOMIC  
DEVELOPMENT**

# Lower Rio Grande Valley Development Council Board of Directors Meeting

Wednesday, August 30, 2023

## Item #5: Department Reports

### A. Community & Economic Development

#### Program Status Reports

- Economic Development Administration

Technical assistance continues to be provided to entities interested in applying for EDA grants, and the Economic Development District is currently providing grant administrative services to two projects. Staff also serve as the regional point of contact for the Economic Development Administration (EDA) and will continue disseminating information accordingly. Staff continues coordinating efforts with other governmental entities on their economic development-related activities to maximize the benefits of all regional projects and objectives and refrain from duplication of efforts and resources.

EDA has published a new Fiscal Year 2023 Public Works and Economic Adjustment Assistance (PWEAA) Notice of Funding Opportunity (NOFO), [Notice of Funding Opportunity \(grants.gov link\)](#). The Public Works program provides resources to meet communities' construction and/or infrastructure design needs to make them more economically competitive. Supported activities under EDA's EAA program include construction and non-construction such as construction or upgrading of public infrastructure, sectoral partnerships for workforce training, design and engineering, technical assistance, economic recovery strategies, and capitalization or re-capitalization of Revolving Loan Funds (RLF). There are no application submission deadlines and applications will be accepted continuously. Visit the following links for more information on this funding opportunity: [Public Works](#), [Economic Adjustment Assistance](#).

EDA has published an FY23 EDA Disaster Supplemental Notice of Funding Opportunity (NOFO), [Notice of Funding Opportunity \(grants.gov link\)](#). The Economic Development Administration (EDA) supports those communities impacted by natural disasters in 2021 and 2022. The awards made under this NOFO are designed to address economic challenges in those areas where a Presidential declaration of a major disaster has been issued. Funding will help communities devise and implement long-term economic recovery strategies through various construction and non-construction projects. [EDA Announces Notice of Funding Opportunity for Regions Impacted by Natural Disasters | U.S. Economic Development Administration](#)

For more information and resources on EDA's funding opportunities, visit <https://sfgrants.eda.gov/s/>. Staff can provide technical assistance, project development, and grant administration on EDA proposals and projects. For any

general assistance or information on EDA, contact the Community & Economic Development Department.

- Regional Small Cities Coalition (RSCC)

The next RSCC meeting is scheduled for September 21, 2023, in Sullivan City.

Staff continues to disseminate vital information to small cities via email. If you have questions, you may contact Brenda Salinas at [bsalinas@lrgvdc.org](mailto:bsalinas@lrgvdc.org).

- Community & Economic Development Assistance Fund

The Community Development Fund is the largest fund category in the Texas Community Development Block Grant program (CDBG). This fund is available through competition in the 24 state planning regions. Although most funds are used for Public Facilities (water/wastewater infrastructure, street and drainage improvements, and housing activities), there are numerous other activities for which these funds may be used. Visit our Community Development webpage at <http://www.lrgvdc.org/community.html> to view the priorities of the Lower Rio Grande Valley regional project.

Eligible applicants are non-entitlement general purpose units of local government, including cities and counties that are not participating or designated as eligible to participate in the entitlement portion of the federal CDBG program. Non-entitlement cities not participating in urban county programs through existing participation agreements are qualified applicants (unless the city's population is counted towards the Urban County CDBG allocation). Staff have disseminated information on CDBG funding available to area communities and stakeholders and can respond to questions related to the funding opportunities.

For more information and resources on the Texas Department of Agriculture (TDA) funding opportunities, visit our Community Development webpage at <http://www.lrgvdc.org/community.html>, under the CDBG Rural for Texas tab.

- Solid Waste Management Program

Staff continues to provide technical assistance, outreach, and monitoring for all Solid Waste Projects. Information about the Solid Waste program is available at [www.lrgvdc.org/solidwaste.html](http://www.lrgvdc.org/solidwaste.html).

- Water Quality Program

Staff continues to educate the public on water quality issues with the theme of "Drought" for July and "Water Conservation at Home" for August. You can find educational, social media postings on the LRGVDC Facebook page. Give a thumbs up or leave a comment! Outreach efforts for this program also include staff attending in-person events. This allows for great C&ED program promotion opportunities for the community. Informational reading material and promotional items on water quality are distributed at these events.



Staff continues supporting projects that monitor water quality through four (4) stations placed in targeted locations. The monitoring stations provide real-time data on nutrients, including dissolved oxygen, conductivity/temperature, nitrate, and ammonium, in the main drainage outlets to the coastal waters. Updates on this project occur on a regular basis, and progress on data collection and other aspects of this project is good.

Staff also continues to regularly communicate with representatives from the Texas Commission on Environmental Quality (TCEQ) as well as other entities involved in water quality initiatives to strengthen partnerships and generate further activities related to water quality and to highlight its importance of to the region.

- Regional Water Resource Advisory Committee (RWRAC)

The LRGVDC solicits nominations for an RWRAC committee member to serve in the ***Special Purpose District – Drainage for Hidalgo County category***. Each nominee will be selected based on qualifications, experience, and interest. The advisory committee aims to educate, promote, foster, and coordinate community and regional planning efforts on the environmental, economic, and other social impacts of existing, new, or proposed regulations, policies, and control regarding water resources management. If you have questions about the nominations process or committee, please contact Valerie Ramos at [vramos@lrgvdc.org](mailto:vramos@lrgvdc.org). Nomination forms must be emailed to Valerie Ramos by September 1<sup>st</sup>, 2023.

A Regional Water Resource Advisory Committee (RWRAC) meeting is scheduled for September 13, 2023, at 2:00 p.m.

Staff continues to support, provide technical assistance, outreach, and administer water projects. Information about water resources is available at <https://www.lrgvdc.org/water.html>.

- Rio Grande Regional Water Planning Group (Region M)

The Region M Group met on August 2, 2023, and discussed updates and approved municipal and non-municipal water demand projections to be used in the 2026 Rio Grande Regional Water Plan.

For more information on Region M, please visit the website:

<http://riograndewaterplan.org>

Reservoir Levels: Pending

**ITEM #5. B.**

**HEALTH**

**&**

**HUMAN SERVICES**



Lower Rio Grande Valley Development Council  
Board of Directors Meeting

Wednesday, August 30, 2023

Item #5: Department Reports

B. Health & Human Services

Area Agency on Aging Program Action Item .....Margarita Lopez, Director

1. Consideration and **ACTION** to Approve the Lower Rio Grande Valley AAA Area Plan FY 2024 –2026

The Area Plan outlines the upcoming goals of the Area Agency on Aging for FY 2024 - 2026. It is a comprehensive guide for delivering essential services to the elderly, disabled, veteran population, and caregivers across the three-county region. This plan is also in harmony with the Texas State Plan on Aging.

**\*\*Due to file size, the Area Plan can be accessed through the link provided on the email.**

Lower Rio Grande Valley Development Council  
Board of Directors Meeting

Wednesday, August 30, 2023

Item #5: Department Reports

B. Health & Human Services

Area Agency on Aging Program Action Item .....Margarita Lopez, Director

2. Consideration and **ACTION** to Approve the list of Sub-recipients  
Proposals Fiscal Year 2024

The Sub-recipients listed below will provide services such as congregate meals, home-delivered meals, transportation, senior center operations, and caregiver education and training to seniors in Cameron, Hidalgo, and Willacy County.

1.	Amigos Del Valle, Inc	Nutrition & Transportation Services
2.	City of La Joya	Senior Center Operations & Transportation
3.	City of Los Fresnos	Senior Center Operations & Transportation
4.	City of Primera	Senior Center Operations
5.	City of Rio Hondo	Senior Center Operations & Transportation
6.	Mission Housing Authority	Senior Center Operations & Transportation
7.	WellMed Charitable Foundation	Senior Center Operations, Social Reassurance, Caregiver Information Services, Caregiver Support Groups, Caregiver Training, Evidence-based intervention

Lower Rio Grande Valley Development Council  
Board of Directors Meeting

Wednesday, August 30, 2023

Item #5: Department Reports

B. Health & Human Services

Area Agency on Aging Program Action Item .....Margarita Lopez, Director

3. Consideration and **ACTION** to Approve the Direct Purchase Service (DPS) Vendor/Contractor list for Fiscal Year 2024

The Area Agency on Aging staff will utilize the DPS Contractors to purchase services such as medical transportation, homemaker, respite care, residential modifications, medication assistance, medical supplies, and durable medical equipment.

**CARE COORDINATION SERVICES**

Name and Information	SERVICE AREA	Homemaker	Respite In Home
A Better Choice Home Health Services Inc. 2501 Paredes Line Rd. Ste. B. Brownsville, TX 78526	H, C, W	\$25.00	\$12.00
A Healing Touch Home Health 2900 N. Texas Blvd. Ste. 101 Weslaco, TX 78599	H, C, W	\$17.50	\$18.50
Adorable Primary Home Care Incorporated 4002 Paredes Line Rd. Ste. 28. Brownsville, TX 78526	H, C, W	\$15.00	\$15.00
Agua Cristalina Home Care LLC 109 E. Jackson Harlingen, TX 78550	H, C, W	\$15.00	\$15.00
Alameda Health Services LLC 30891 Leal Rd. San Benito, TX 78586	C	\$14.00	\$14.00
All Generations Health Care Inc. 4709 E. Curry Rd. Edinburg, TX 78542	H, C, W	\$14.00	\$13.22
All Star Primary Home Care LLC 2513 E. Griffin Pkwy. Mission, TX 78572	H, C	\$15.00	\$15.00
All Texas Health Care Inc 302 E. Tyler Ave. Ste. 2 Harlingen, TX 78550	H, C, W	\$13.50	\$13.50
American Medical Home Health Services / Hub City Home Health 1049 N. Stuart Place Rd. Ste. C. Harlingen, TX 78552	H, C, W	\$17.00	\$13.05
Amor Eterno Provider Services LLC 355 E. Elizabeth St. Ste. 111-A. Brownsville, TX 78520	H, C, W	\$14.25	\$14.25
Angeles Divinos Home Health Care 1291 N. Stuart Place Rd. Harlingen, TX 78552	H, C, W	\$18.00	\$18.00
APC Homemaker Services 1805 Bell St. Harlingen, TX 78550	H, C, W	\$13.27	\$13.27

Arise Home Health Care Inc. 215 Catholic War Veteran's Blvd. Mission, TX 78572	H, C, W	\$12.40	\$12.40
Azul Home Care LLC 2007 E. Griffin Pwky. Ste C. Mission, TX 78572	H, C, W	\$20.00	\$20.00
Casa Mia Home Care LLC 5407 S. McColl Rd. Ste. A. Edinburg, TX 78539	H, C, W	\$16.00	\$16.00
Cross My Hearth Home Care LLC 735 Media Luna St. Ste. A. Brownsville, TX 78520	H, C	\$15.00	\$15.00
D'Oro Home Health Services 609 West Sixth Street. Ste. 2. Weslaco, TX 78596	H, C, W	\$14.00	\$14.00
De Fe Provider Health Services 260 Texas Blvd. Ste. 402. Weslaco, TX 78596	H, C, W	\$15.00	\$15.00
El Jardin Provider Services LLC 813 Ware Rd. Ste. A. McAllen, TX 78501	H, C, W	\$20.00	\$20.00
Faith Primary Home Care LLC 813 El Gato Rd. Alamo, TX 78516	H, C, W	\$16.00	\$16.00
Familia Unida Home Healthcare 3000 N. McColl Rd. Ste. 11. McAllen, TX 78501	H, C, W	\$20.00	\$20.00
Family Provider Services LLC 1124 N. International Blvd. Ste. 100 Hidalgo, TX 78557	H, C, W	\$20.00	\$20.00
First Choice Health Care 3049 W. Alberta Rd. Edinburg, TX 78539	H	\$13.30	\$13.30
First Primary Home Care Inc (Bee First PHC) / Acara 2809 S. Expressway 83. Harlingen, TX 78550	H, C, W	\$16.00	\$16.00
Golden Angels PHC - III VIII XLIX Enterprises LLC 19 N. 17th. St. Ste. D. McAllen, TX 78501	H, C, W	\$20.00	\$20.00
Greystar Healthcare Services LLC 11631 Culebra Rd. Unit 499. San Antonio, TX 78253	H, C, W	\$15.00	\$15.00

Hands of Angels Home Health Care 1291 N. Stuart Place Rd. Harlingen, TX 78552	H, C, W	\$18.00	\$18.00
Health Care Unlimited 1100 E. Laurel Ave. McAllen, TX 78501	H, C, W	\$13.50	\$13.50
High Point Home Health 1700 W. Griffin Pwky. Mission, TX 78572	H, C, W	\$20.00	\$20.00
Jireh Health Care Services LLC 537 E. Frontage Rd. Ste. A. Alamo, TX 78516	H, C, W	\$13.50	\$13.50
Los Reyes Home Care 5428 S. Jackson Rd. Edinburg, TX 78539	H, C, W	\$13.84	\$13.84
Mejor Salud LLC 10008 Iowa Rd. Mission, TX 78574	H, C, W	\$14.00	\$14.00
Mi Casa PHC Inc 3907 S. Sugar Rd. Edinburg, TX 78539	H	\$15.00	N/A
Nurses That Care Sitter Services Inc 5411 N. McColl Rd. McAllen, TX 78504	H, C, W	\$13.09	\$13.09
One Heart Home Care LLC 1800 N. 23rd St. Ste. #50. McAllen, TX 78501	H	\$13.75	\$13.75
Outreach Home Care 3521 W. Alberta Rd. Edinburg, TX 78539	H, C, W	\$18.00	\$18.00
P.A.C.E. Health Care Inc. 1001 Rone Ave. Weslaco, TX 78596	H, C, W	\$13.50	\$13.50
Palm Valley Primary Home Care Inc 209 E. Canton Rd. Ste. A. Edinburg, TX 78539	H, C, W	\$13.09	\$13.09
Prestige Home Care Services LLC 5107 S. Embassy St. Ste. A. Rio Grande City, TX 78582	H, C, W	\$13.75	\$13.75
Proton Providers at Home LLC	H, C, W	\$14.00	\$14.00

2325 E. Bowie Ave. Harlingen, TX 78550			
Pure VIP Health Care LLC 1873 Apollo Ave. Brownsville, TX 78521	H, C, W	\$15.00	\$15.00
Reyna Health Care Inc 121 S. 21st Ave. Edinburg, TX 78539	H, C, W	\$15.00	\$15.00
Reyes Top Care LLC 1409 S, 9th Ave. Ste. 125. Edinburg, TX 78539	H, C, W	\$20.00	\$20.00
Rock Bridge Home Health Agency Inc 901 E. Redbud Ste. 8-B. McAllen, TX 78504	H, C, W	\$13.09	\$13.09
San Jose Health Care 121 E. Newcombe Ave. Pharr, TX 78577	H, C, W	\$13.25	\$13.00
Santa Fe Primary Home Care Services Corporation 3465 E. Ruben Torres Blvd. Ste. B. Brownsville, TX 78526	H, C, W	\$16.00	\$16.00
Sol Primary Home Care LLC 5600 Knights Brg. Brownsville, TX 78526	H, C, W	\$16.00	\$16.00
Stay Healthy Home Care Inc 1835 S. Sam Houston Blvd. San Benito, TX 78586	H, C, W	\$13.10	\$13.10
Sunglo Home Health Services Inc 2026 E. Tyler Ave. Harlingen, TX 78550	H, C, W	\$13.84	\$8.50
Sunshine Home Health Care 522 S. 11th St. McAllen, TX 78501	H, C, W	\$20.00	\$20.00
Tesoros De La Fe 1247 Lakeside Blvd. Brownsville, TX 78520	H, C, W	\$15.00	\$15.00
Texas Visiting Nurse Service LTD 814 E. Tyler Ave. Harlingen, TX 78550	H, C, W	\$13.00	\$13.00
Trinidad PHC 102 Colorado Ave. Rio Hondo, TX 78583	H, C, W	\$15.00	\$15.00
Un Buen Amanecer	H, C, W	\$20.00	\$20.00

2005 E. Griffin Pwky. Ste B. Mission, TX 78572			
VIP Providers Inc. 200 E. Sam Houston Blvd. Pharr, TX 78577	H, C, W	\$12.95	\$12.50
Vive Home and Health Services LLC 1284 Paredes Line Road. Ste. 2. Brownsville, TX 78521	H, C	\$16.00	\$16.00

<b>HEALTH MAINTENANCE SERVICES</b>			
<b>\$300 Allotment Per Client</b>			
<b>NAME</b>	<b>TYPE OF SERVICE</b>	<b>SERVICE AREA</b>	<b>DELIV. AVAIL.</b>
<b>Autrey Pharmacy 1</b> 1205 Central Blvd. Brownsville, TX 78520	DME, Supplies (See Attached List)	C, W	Cameron only
<b>Brandon's DME Supply LLC</b> 2716 N. Conway Ave. Mission, TX 78574	DME, Supplies (See Attached List)	H, C, W	Yes
<b>Cantu's Pharmacy</b> 504 S. Closner Blvd. Edinburg, TX 78539	DME, Supplies (See Attached List)	H	Delivery Included for Medications
<b>First Class Medical Supply</b> 2005 E. Griffin Pwky. Ste B. Mission, TX 78572	DME, Supplies (See Attached List)	H, C, W	Yes
<b>Health Care Unlimited</b> 1100 E. Laurel Ave. McAllen, TX 78501	DME, Supplies (See Attached List)	H, C, W	Yes
<b>Lee's Pharmacy North</b> 5120 North 10th McAllen, TX 78503	DME, Supplies (See Attached List)	H, C, W	Yes
<b>Lee's Pharmacy and Medical Equipment</b> 1901 South 1st St. Ste. 100. McAllen, TX 78503	DME, Supplies (See Attached List)	H, C, W	Yes
		H	Yes



<b>Mission Plaza Pharmacy</b> 906 S. Bryan Rd. Ste. 101-A. Mission, TX 78572	Pharmacy and DME		
<b>Ochoa's Pharmacy Central</b> 1002 So. 10th Ave. Edinburg, TX 78539	Medications, DME and Supplies	H, C	Yes
<b>Pete's Pharmacy II</b> 5235 Southmost Rd. Ste. C. Brownsville, TX 78521	Prescription Medication, OTC Medication, DME, Vaccines	H, C, W	Free Delivery
<b>Pete's Pharmacy III</b> 721 W. Harrison Ste. A. Harlingen, TX 78550	Prescription Medication, OTC Items, DME	H, C, W	Free Delivery
<b>Raymondville Drug</b> 957 E. Hidalgo Ave. Ste. C. Raymondville, TX 78580	DME, Incontinent Supplies	W	
<b>Richard's Pharmacy - Alton</b> 435019 E. Main Ave, Alton, TX 78573	Prescription Drugs - Health Maintenance, Diabetic Supplies - Health Maintenance	H	
<b>Richard's Pharmacy - Edinburg</b> 4630 S. Closner Blvd. Edinburg, TX 78539	Pharmacy Prescriptions, Pharmacy DME	H	
<b>Richard's Pharmacy - Donna</b> 605 N. Main St. Ste. E. Donna, TX 78537	Prescriptions HME, DME	H, C	
<b>Saenz Medical Pharmacy Lonestar</b> 2121 E. Griffin Pwky. Ste. 18. Mission, TX 78572	Prescription, DME, Medical Supplies	H	Free Delivery
<b>Saenz Medical Pharmacy of McAllen</b>	Prescription, DME, Medical Supplies	H	Free Delivery

212 Lindberg McAllen, TX 78501			
<b>Saenz Medical Pharmacy Nolana</b> 801 E. Nolana Ste. 22. McAllen, TX 78504	Prescription, DME, Medical Supplies	H	Free Delivery
<b>Saenz Medical Pharmacy North</b> 6900 N. 10th St. Ste. 6. McAllen, TX 78504	Prescription, DME, Medical Supplies	H	Free Delivery
<b>Saenz Medical Pharmacy Peñitas</b> 1000 E. Expressway 83 Ste. 1. La Joya, TX 78560	Prescription, DME, Medical Supplies	H	Free Delivery
<b>Saenz Medical Pharmacy Ridge</b> 1200 E. Ridge Rd. Ste. 13. McAllen, TX 78503	Prescription, DME, Medical Supplies	H	Free Delivery
<b>Salinas Pharmacy - Harlingen</b> 1022 S. F. St. Harlingen, TX 78550	Medications, DME and Supplies	C	Yes
<b>Salinas Pharmacy - San Benito</b> 500 N. Sam Houston Blvd. San Benito, TX 78586	Prescription and OTC Medication, Incontinence Supplies, Medical Equipment	C	Yes
<b>Santa Fe Durable Medical Equipment Corp.</b> 3465 E. Ruben Torres Blvd. Ste. C. Brownsville, TX 78526	DME, Medication Supplies	H, C, W	Yes
<b>Sentido Health</b> 27905 Commercial Park Rd. Ste. 240. Tomball, TX 77375	Health Maintenance	H, C, W	Delivery Only
<b>Torres Family Pharmacy of Raymondville</b>	HME	H, C, W	Yes

<b>182 E. Kimball Ave. Raymondville, TX 78580</b>			
<b>Torres Family Pharmacy</b> 103 S. Broadway St. Elvas, TX 78543	HME	H, C, W	Yes
<b>Weslaco Pharmacy</b> 1102 S. Airport Dr. Weslaco, TX 78596	DME, Supplies, Pharmacy	H	Yes

<b>RESIDENTIAL REPAIR</b>	
<b>NAME</b>	<b>SERVICE AREA</b>
<b>2 General Construction Inc</b> 3200 E. Saint Jude Ave. Alton, TX 78573	H, C, W
<b>28th State Construction LLC</b> 6603 Haddonfield St. Edinburg, TX 78542	H, C, W
<b>Absolute Construction</b> 1011 Park Ln. Mission, TX 78572	H, C, W
<b>Adaptive Access Construction</b> 4205 LorieMark Dr. Palmhurst, TX 78573	H, C, W
<b>Elite Access</b> 1333 E. Jasmine Ave. Ste. 110 McAllen, TX 78501	H, C, W
<b>GGG General Construction</b> 1812 E. Honolulu Ave. Alton, TX 78573	H, C, W
<b>Globality LLC</b> 180 Robinhood Brownsville, TX 78521	C, W
<b>Gudino Construction</b> 1424 W. Vinson Ave. Harlingen, TX 78550	H, C, W
<b>Jose N Flores</b> 5301 N Schuerbach Rd. Mission, TX 78574	H, C, W
<b>Las Fuentes Construction</b>	H, C, W

2814 Jake St.	
<b>Los Milagros Construction</b> 801 Bass Blvd. Edinburg, TX 78542	H, C, W
<b>Mejor Salud LLC</b> 10008 Iowa Rd. Mission, TX 78574	H, C, W
<b>Regency Accessibility Solutions LLC</b> 801 Bass Blvd. Edinburg, TX 78542	H, C, W
<b>Santa Fe Durable Medical Equipment Corp.</b> 3465 E. Ruben Torres Blvd. Ste. C. Brownsville, TX 78526	H, C, W
<b>Supreme Access LLC</b> 801 Bass Blvd. Edinburg, TX 78542	H, C, W

TRANSPORTATION SERVICES					
\$250 for Medical Appointments Per Client					
<b>\$500 for Rehab, Dialysis, and Therapy Per Client</b>					
NAME	SERVICE AREA	SERVICE COST			
<b>Globality LLC</b> 180 Robinhood Brownsville, TX 78521	C, W	Cameron County: \$30 One - Way			
		Willacy County: \$45 One - Way			
<b>Medex Transportation Services</b> 3002 S. Jackson Rd. Ste. J. McAllen, TX 78503	H, C, W	<b>Type of service</b>	<b>Weekdays 7am-7pm</b>	<b>Weekend and Off hours (7pm-7am)</b>	<b>Holidays</b>
		<b>Ambulatory (Sedan)</b>	\$30 (One way)	\$40 (One way)	\$40(One way)
			Extra mile \$2.50 after first 10 mi.	Extra mile \$2.20 after first 10 mi.	Extra mile \$2.20 after first 10 mi.
		<b>Wheelchair</b>	\$40 (One way)	\$50 (One way)	\$50 (One way)
			Extra mile \$3.00 after first 10 mi.	Extra mile \$3.00 after first 10 mi.	Extra mile \$3.00 after first 10 mi.
		Non-load miles fee:			
		Patients in area from Weslaco - Mercedes: \$15.00 roundtrip			
		Patients in area from La Feria - Harlingen - San Benito: \$35.00 roundtrip			
		Patients in area from Brownsville: \$60.00 roundtrip			
		Patients in area from Raymondville: \$50.00 roundtrip			
Patients in area from Port Isabel: \$70.00 roundtrip					
Transportation fee = Base rate + Non load miles fee + Extra miles					
<b>MIA Transportation</b> 7104 Alamo St. Pharr, TX 78577	H, C, W	Hidalgo County: \$50 RT			
		Cameron County: \$70 RT			
		Willacy County: \$100 RT			
		County to County: \$120 RT			

Lower Rio Grande Valley Development Council  
Board of Directors Meeting

Wednesday, August 30, 2023

Item #5: Department Reports

B. Health & Human Services

Area Agency on Aging Program Action Item .....Margarita Lopez, Director

4. Consideration and **ACTION** to Approve the Citizens Advisory Council Membership Application from Cesar Merla.

Mr. Cesar Merla has submitted his application for membership in the Area Agency on Aging Citizens Advisory Council, bringing a wealth of valuable expertise. With a notable history as a former Program Supervisor within the Area Agency on Aging department, Mr. Merla offers diverse insights. Presently serving as the Assistant Director of the Homeland Security and Criminal Justice Department, he possesses a distinguished background. He holds a Bachelor of Science in Criminal Justice and boasts a decade of military service; he is a seasoned 10-year Army Veteran.

Given his impressive background, Mr. Merla's inclusion within the Council would prove advantageous. He fits the category specified for individuals with leadership experience in private and voluntary sectors. Furthermore, his contribution aligns with the representatives of supportive services provider organizations, given his involvement in disaster planning and coordination with emergency management teams and public safety officials within the serviced region.

Lower Rio Grande Valley Development Council  
Board of Directors

Wednesday, August 30, 2023

Item #5: Department Reports

B. Health & Human Services

Area Agency on Aging Program Status Report

• **Direct Consumer Services Report - June 2023**

<b>Direct Consumer Services</b>	<b>Total New Clients</b>	<b>Total Clients Served</b>
<b>Care Coordination Services</b>	85	294
<b>Health Maintenance Services</b> Assistance paying for medication, durable medical equipment, and other medical supplies.	24	50
<b>Homemaker Services</b> Temporary assistance with light housekeeping duties such as cleaning, laundry, and meal preparation.	31	63
<b>Transportation Services</b> Assistance with transportation to medical appointments, rehabilitation appointments, and Dialysis appointments.	1	5
<b>Residential Repair Services</b> Assistance with home modifications such as grab bars, ADA commodes, ramps, widening of doorways, and tub removals.	9	12
<b>Caregiver Support Services</b>	35	163
<b>Respite In-Home Services</b> Assistance includes light housekeeping duties such as cleaning, laundry, meal preparation, bathing, grooming, and dressing.	21	88
<b>Health Maintenance Services</b> Assistance paying for medication, durable medical equipment, and other medical supplies.	7	8

<b>Community Development Block Grant</b>	20	22
<b>Health Maintenance Services</b> Assistance paying for medication, durable medical equipment, and other medical supplies.	18	20
<b>Residential Repair Services</b> Assistance with minor home modifications such as grab bars, and ADA commodes.	2	2

<b>Care Coordination Services Interest List</b>	
Health Maintenance Services	251
Homemaker Services	389
Residential Repair Services	280
Transportation Services	14
Respite In-Home Services	205
<b>Grand Total</b>	<b>1,139</b>

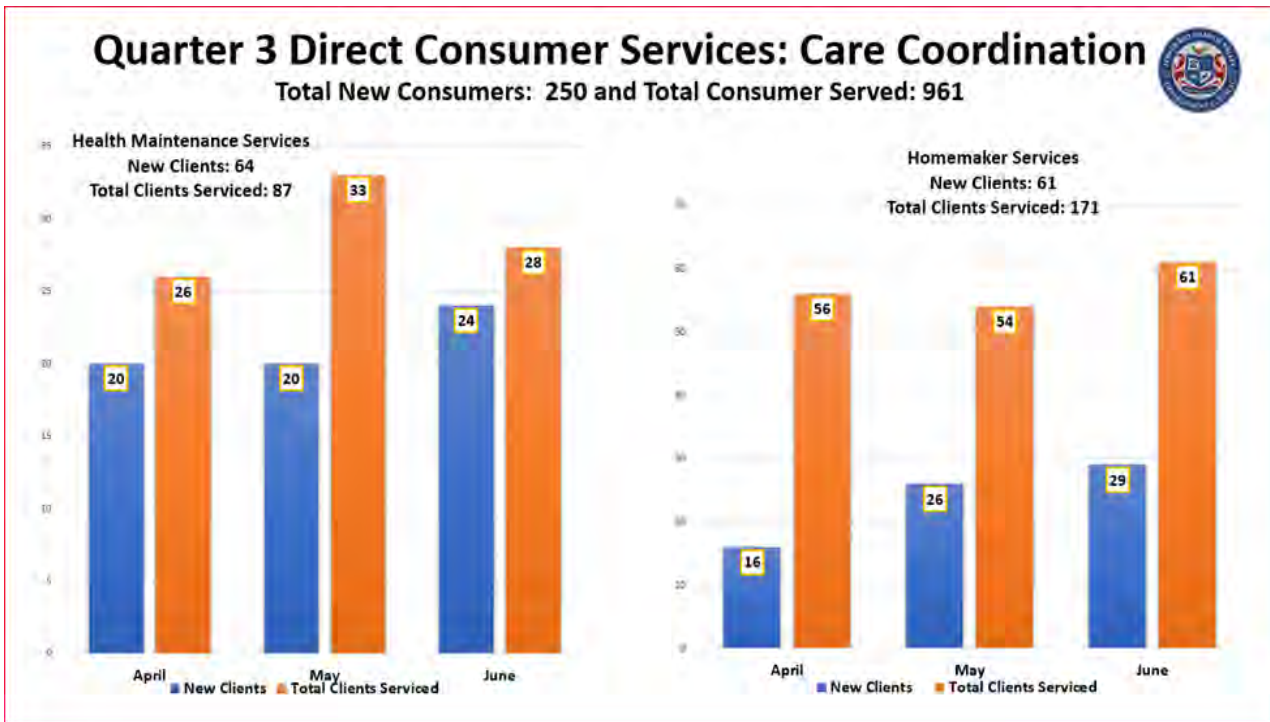
• **Direct Consumer Services Report - July 2023**

<b>Direct Consumer Services</b>	<b>Total New Clients</b>	<b>Total Clients Serviced</b>
<b>Care Coordination Services</b>	75	265
<b>Health Maintenance Services</b> Assistance paying for medication, durable medical equipment, and other medical supplies.	20	22
<b>Homemaker Services</b> Temporary assistance with light housekeeping duties such as cleaning, laundry, and meal preparation.	22	64
<b>Transportation Services</b> Assistance with transportation services to medical appointments, rehabilitation appointments, and Dialysis appointments.	6	13
<b>Residential Repair Services</b> Assistance with home modifications such as grab bars, ADA commodes, ramps, widening of doorways, and tub removals.	2	2
<b>Caregiver Support Services</b>	32	167
<b>Respite In-Home Services</b> Assistance includes light housekeeping duties such as cleaning, laundry, meal preparation, bathing, grooming, and dressing.	22	89
<b>Health Maintenance Services</b> Assistance paying for medication, durable medical equipment, and other medical supplies.	9	9
<b>Community Development Block Grant</b>	13	13
<b>Health Maintenance Services</b> Assistance paying for medication, durable medical equipment, and other medical supplies.	11	14
<b>Residential Repair Services</b> Assistance with minor home modifications such as grab bars, and ADA commodes.	2	2



<b>Direct Consumer Services Interest List</b>			
Health Maintenance Services	317	Residential Repair Services	327
Homemaker Services	415	Transportation Services	8
Respite In-Home Services	228		
<b>GRAND TOTAL</b>		<b>1,295</b>	

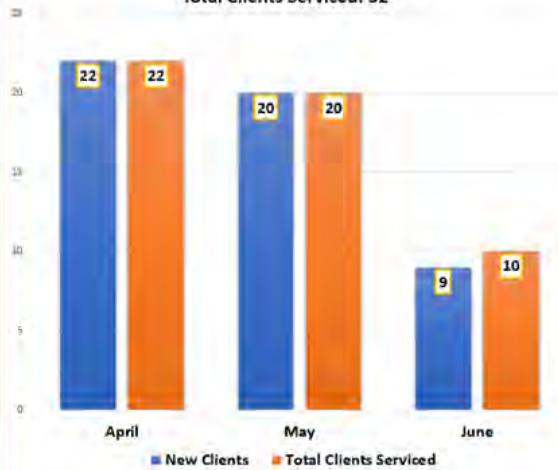
• **Direct Consumer Services Quarterly Report: April – June 2023**



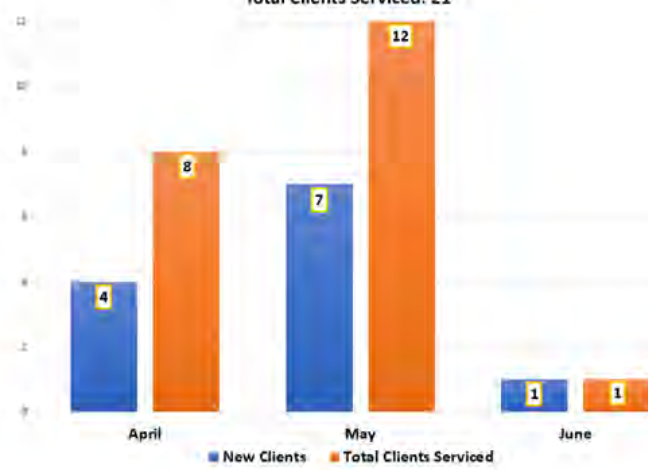
## Quarter 3 Direct Consumer Services: Care Coordination Continuation



**Residential Repair Services**  
New Clients: 51  
Total Clients Served: 52



**Transportation Services**  
New Clients: 12  
Total Clients Served: 21



## Quarter 3 Direct Consumer Services: Caregiver Support Services

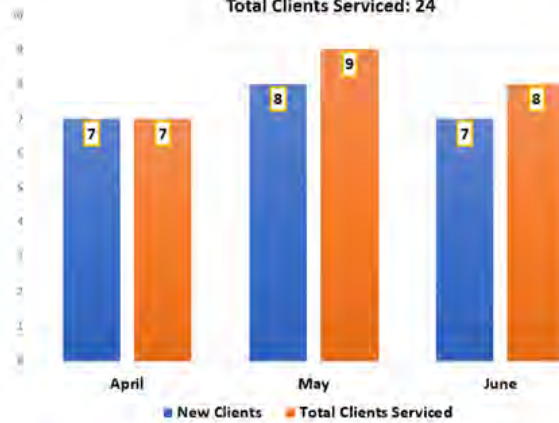


Total New Consumers: 101 and Total Consumer Served: 493

**Respite In-Home Services**  
New Clients: 78  
Total Clients Served: 288



**Health Maintenance Services**  
New Clients: 22  
Total Clients Served: 24



## Quarter 3: Community Development Block Grant Program (CBDG)



**Health Maintenance Services**  
New Clients: 55  
Total Clients Served: 67



**Residential Repair Services**  
New Clients: 5  
Total Clients Served: 5

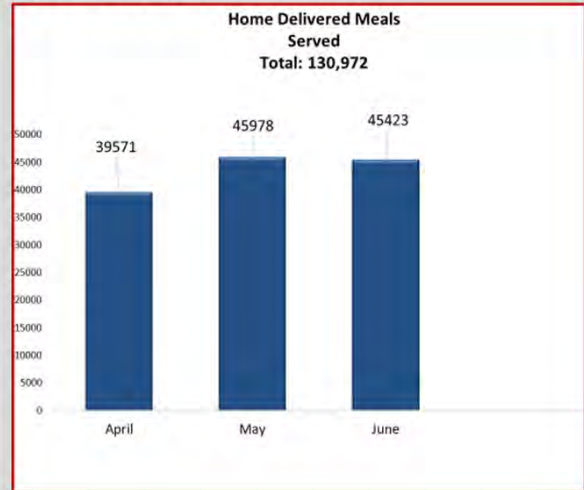
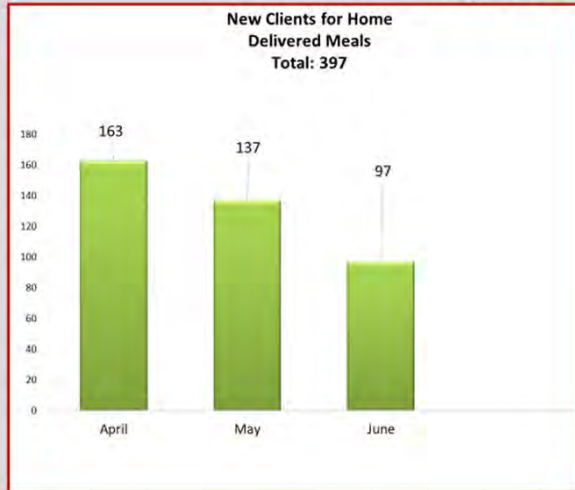


- Meals Program Report: June and July 2023**

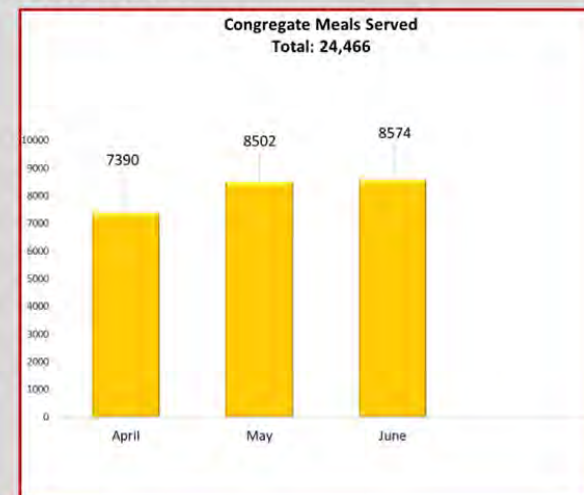
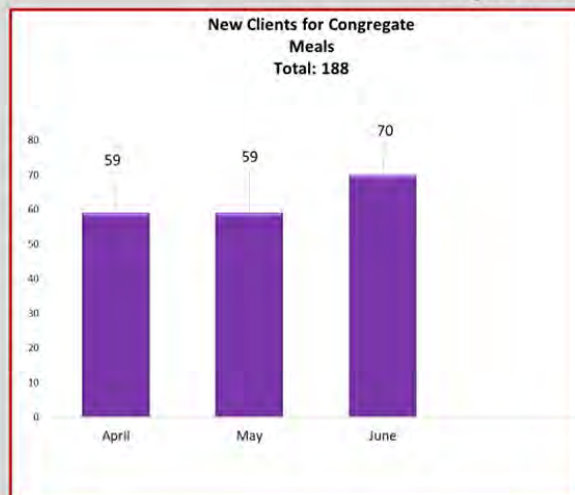
<b>June 2023 - Meals Program</b>	<b>Total New Clients</b>	<b>Total Meals Served</b>
Home Delivered Meals	97	45,423
Congregate Meals	70	8,574
<b>July 2023 – Meals Program</b>		
Home Delivered Meals	213	45,464
Congregate Meals	73	8,447

- **Meals Program Quarterly Report: April - June 2023**

### Nutrition Program: Home-Delivered Meals 3rd Quarter Fiscal Year 2022-2023 April 2023 – June 2023



### Nutrition Program: Congregate Meals 3rd Quarter Fiscal Year 2022-2023 April 2023 – June 2023



- **Senior Center Operations Report – June and July 2023**

<b>June 2023</b>	<b>Total New Clients</b>	<b>Total Activity Count</b>
Senior Center Operations	175	22771
<b>July 2023</b>		
Senior Center Operations	176	22502

- **Senior Center Operations Quarterly Report: April - June 2023**



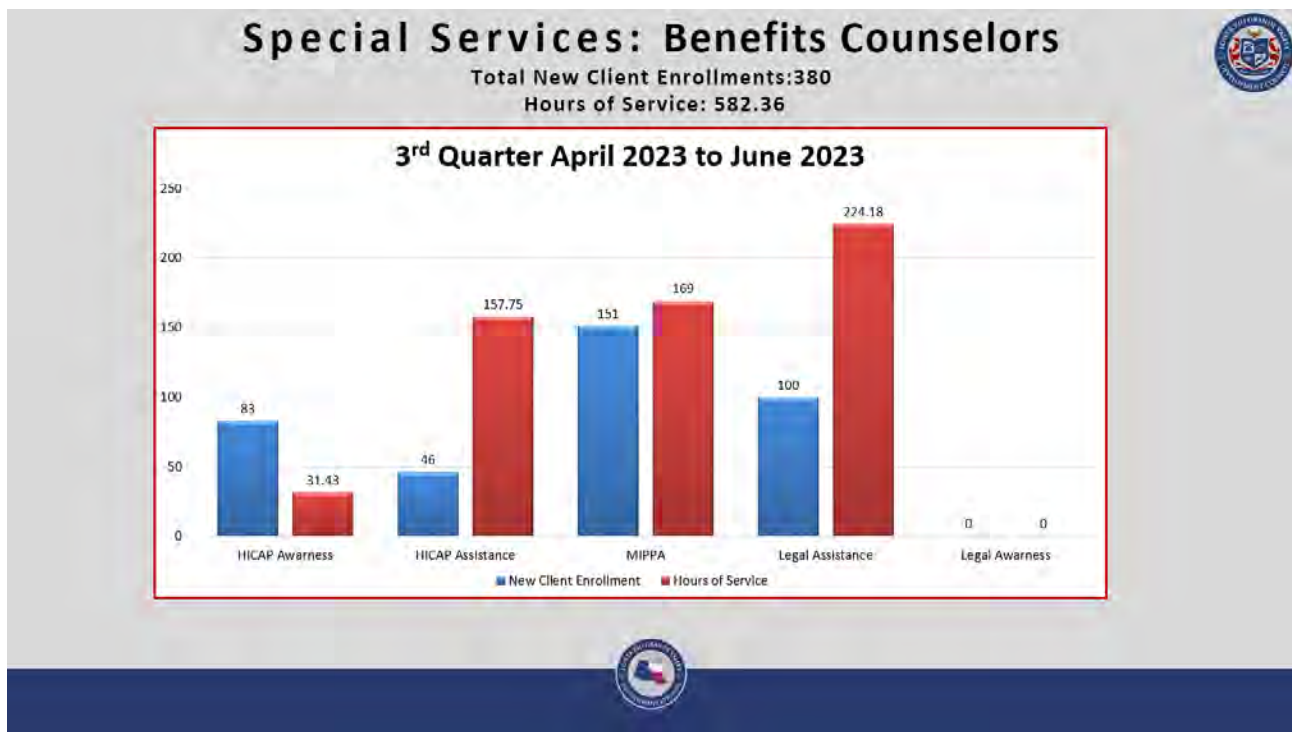


## Special Services Report

- **Benefit Counselors Program – June and July 2023**

Special Services – Benefits Counselors	Total New Clients	Total Clients Served
June 2023	76	92
July 2023	149	172

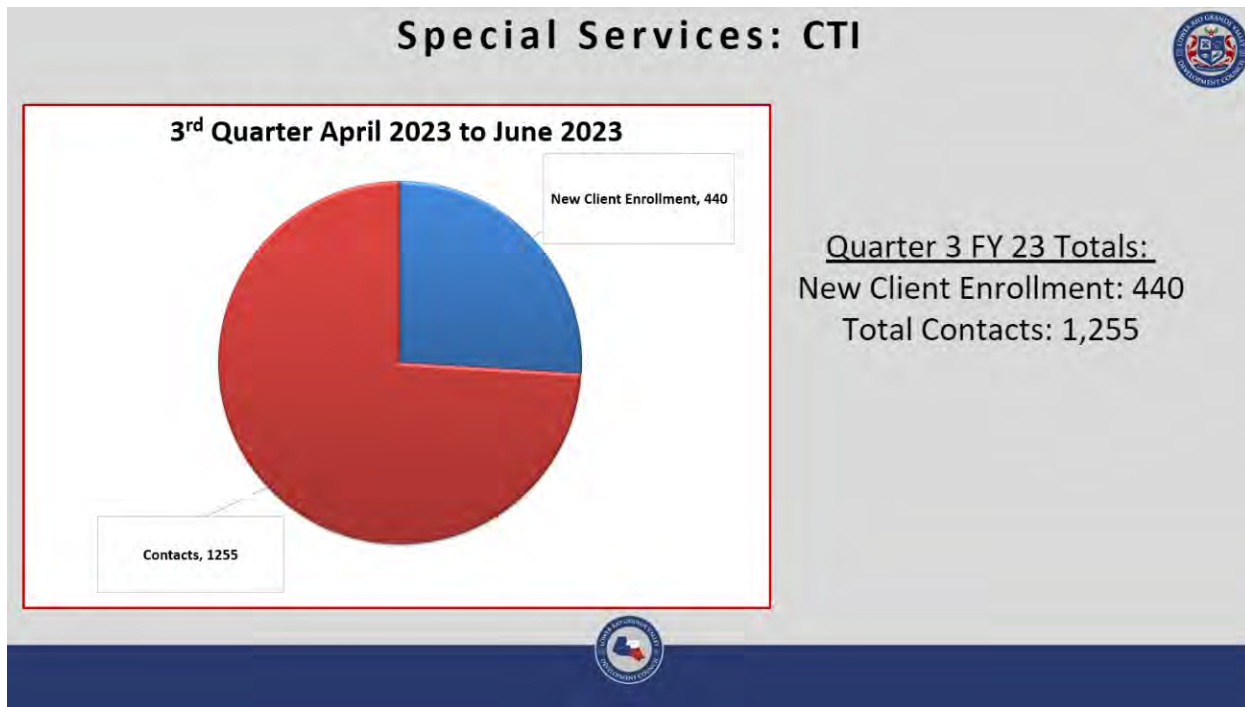
### Benefit Counselors Program Quarterly Report: April – June 2023



- **Care Transition Intervention (CTI) Report – June and July 2023**

<b>Special Services – CTI Coaches</b>	<b>Total New Clients</b>	<b>Total Clients Served</b>
June 2023	146	420
July 2023	116	308

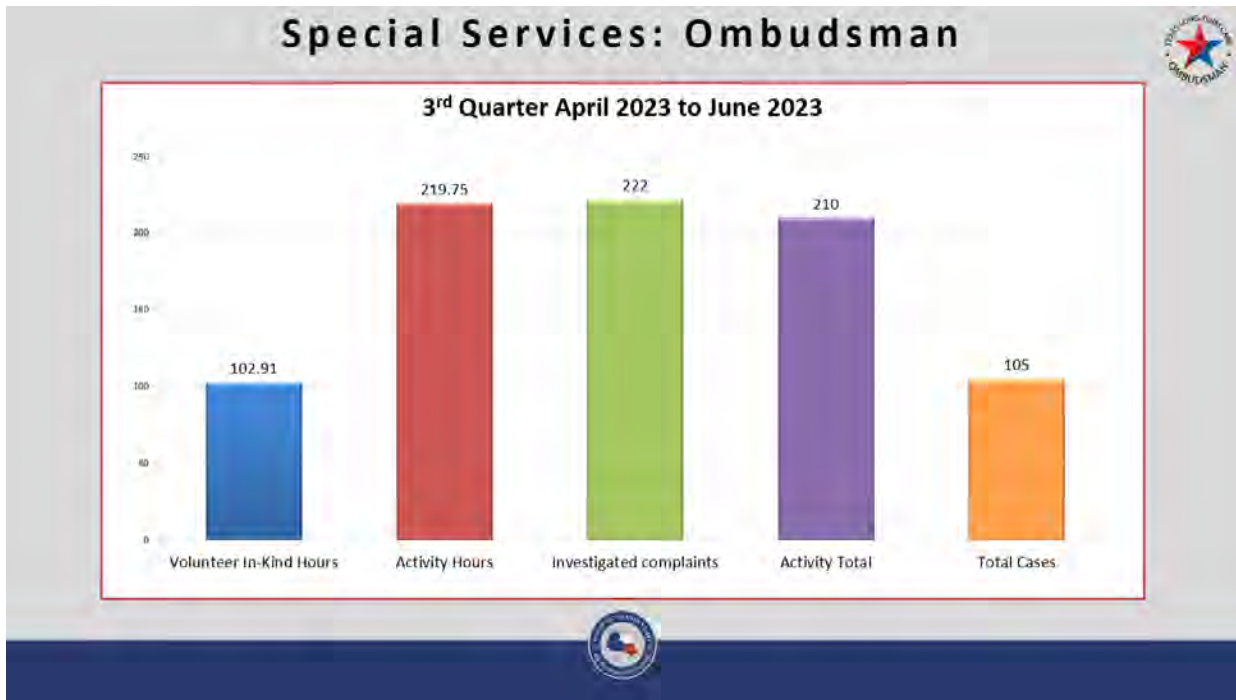
- **Care Transition Intervention (CTI) Quarterly Report: April - June**



- **Ombudsman Program Report - June and July 2023**

<b>Special Services – Ombudsman</b>					
<b>Month</b>	<b>Total Volunteer Hours</b>	<b>Total Activity Hours</b>	<b>Total Activities</b>	<b>Total Investigated Complaints</b>	<b>Total Cases</b>
June 2023	34.33	92.37	109	30	15
July 2023	22.50	54.83	39	62	40

- **Ombudsman Program Quarterly Report: April – June 2023**





## Aging and Disabilities Resource Center

- **Information Referral & Assistance Report – June and July 2023**

<b>Category</b>	<b>June 2023 Total Interactions (494)</b>	<b>July 2023 Total Interactions (431)</b>
1-800 AAA	35	22
1-855 ADRC	5	2
(956) 682-3481	86	96
(956) 412-0958	121	120
Walk-ins	4	8
E-mails	154	112
Fax	7	10
Follow ups	83	61

<b>Consumer Age Group</b>	<b>June 2023 Total Consumers (417)</b>	<b>July 2023 Total Consumers (373)</b>
Consumers 60+	407	361
Consumer 59 and below	10	12

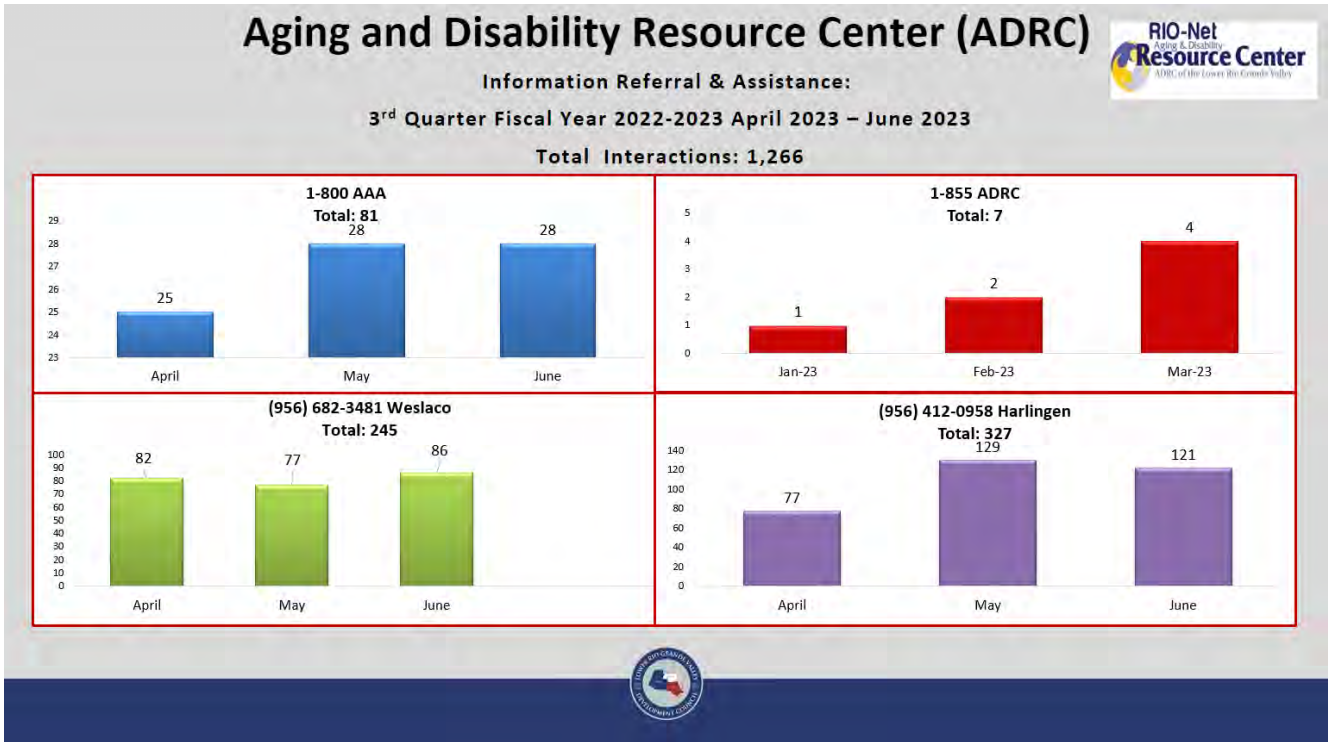
<b>Consumer Demographics</b>	<b>June 2023 Total Break Down by Demographic</b>	<b>July 2023 Total Break Down by Demographic</b>
Consumers with a Disability	238	274
Veterans	42	21

<b>Unmet Needs</b>	<b>June 2023 Total Unmet</b>	<b>July 2023 Total Unmet</b>
Total Consumers	3	3

June 2023	
Top Call Topics	Total Top Call Topics
Respite Services	72
Homemaker Services	61
Benefit Counseling	58
Residential Repairs	56
Health Maintenance	45

July 2023	
Top Call Topics	Total Top Call Topics
Respite Services	92
Homemaker Services	84
Benefit Counseling	67
Health Maintenance	67
Residential Repairs	64

- Information Referral & Assistance Quarterly Report: April - June



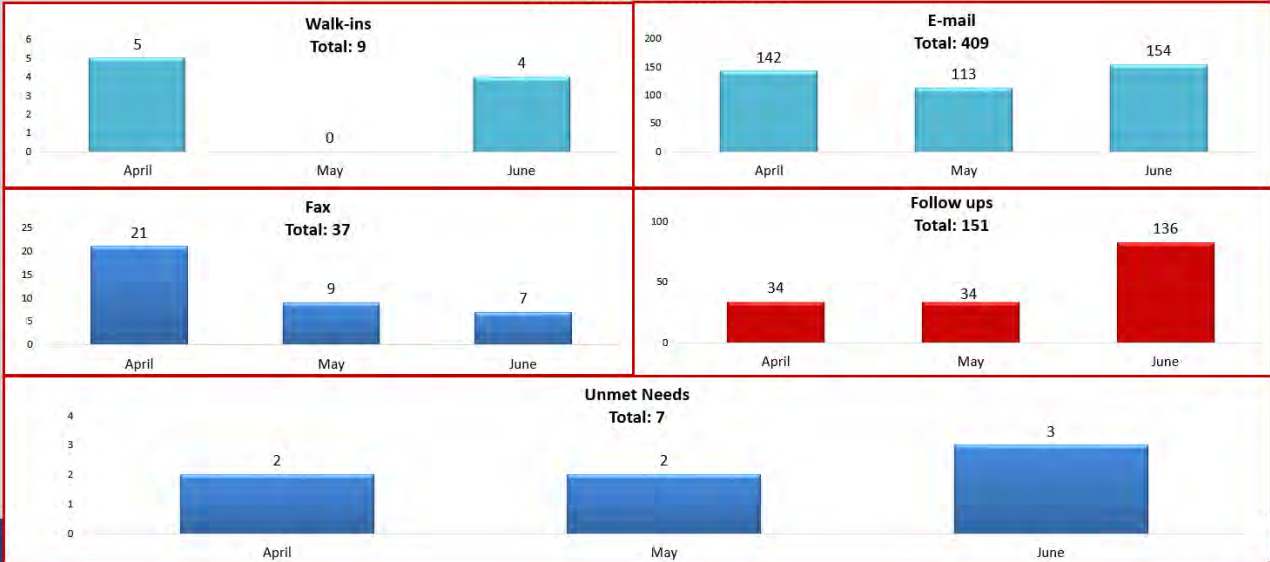
# Aging and Disability Resource Center (ADRC)



Information Referral & Assistance:

3<sup>rd</sup> Quarter Fiscal Year 2022-2023 April 2023 – June 2023

Total Interactions: 1,266

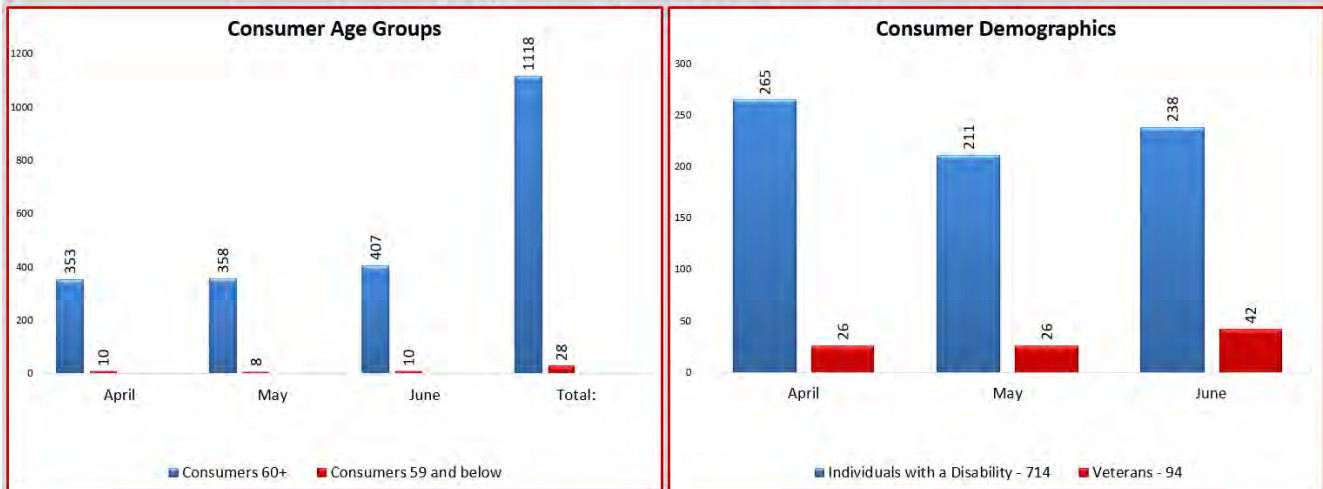


# Aging and Disability Resource Center (ADRC)



Information Referral & Assistance:

3<sup>rd</sup> Quarter April 2023 – June 2023

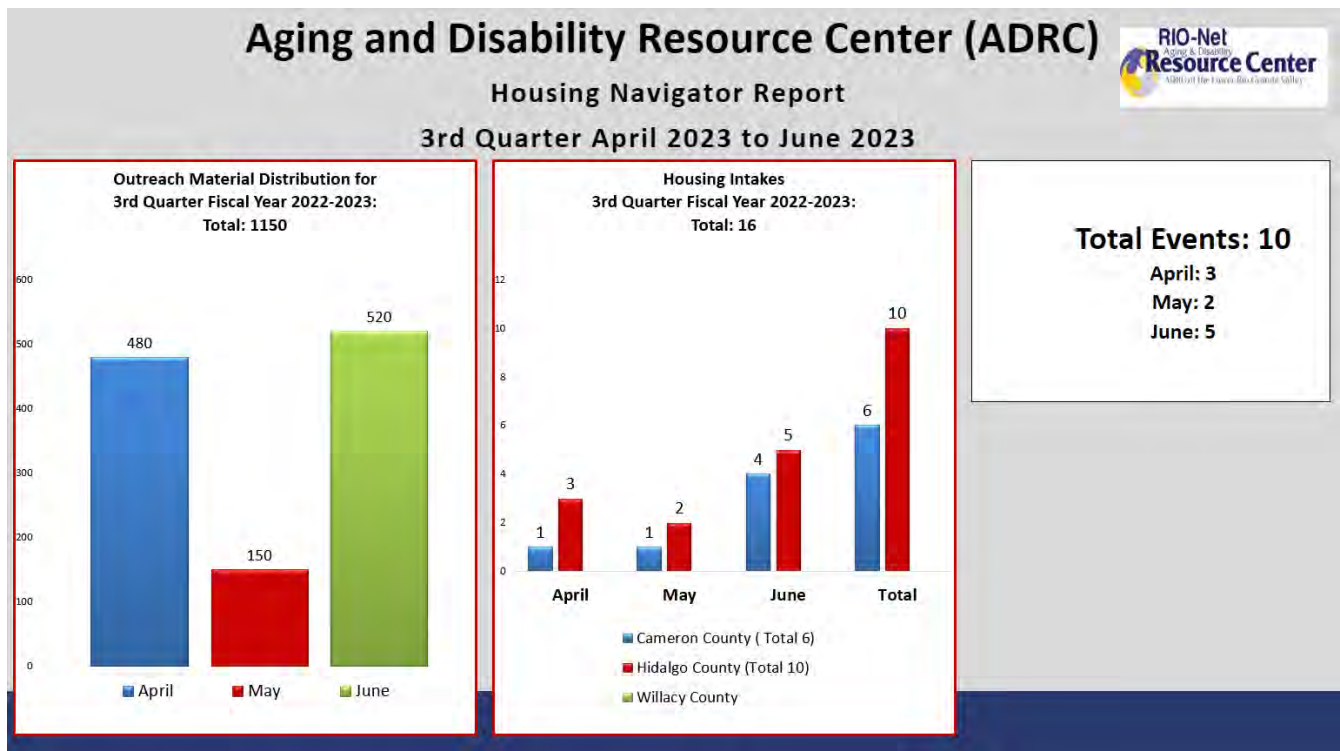


● **Housing Navigator Report – June and July 2023**

<b>Housing Intakes Total</b>	<b>June Total Intakes (9)</b>	<b>July Total Intakes (10)</b>
Cameron County	4	6
Hidalgo County	5	4
Willacy County	0	0

<b>Outreach Material Distribution</b>	<b>June Total</b>	<b>July Total</b>
AAA English/Spanish Flyer	260	320
Housing Navigator English/Spanish Flyer	260	320

● **Housing Navigator Quarterly Report: April – June 2023**



- **Special Initiatives Report – June and July 2023**

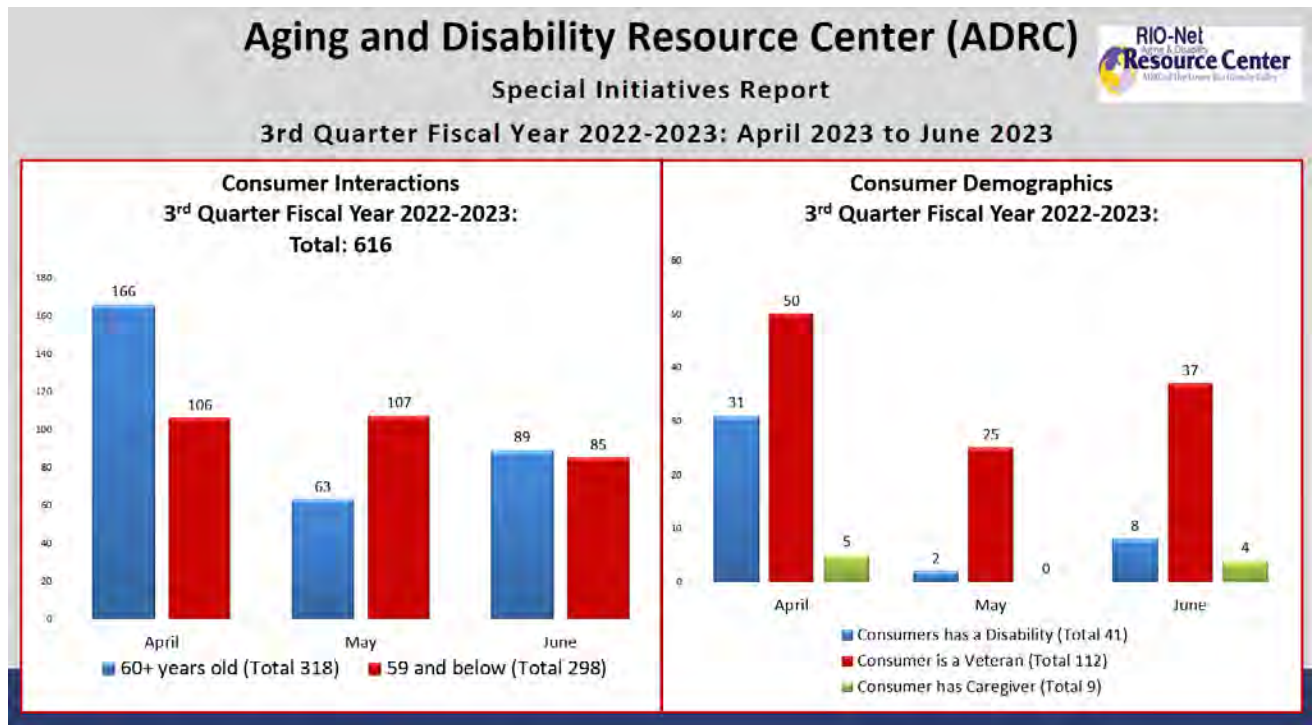
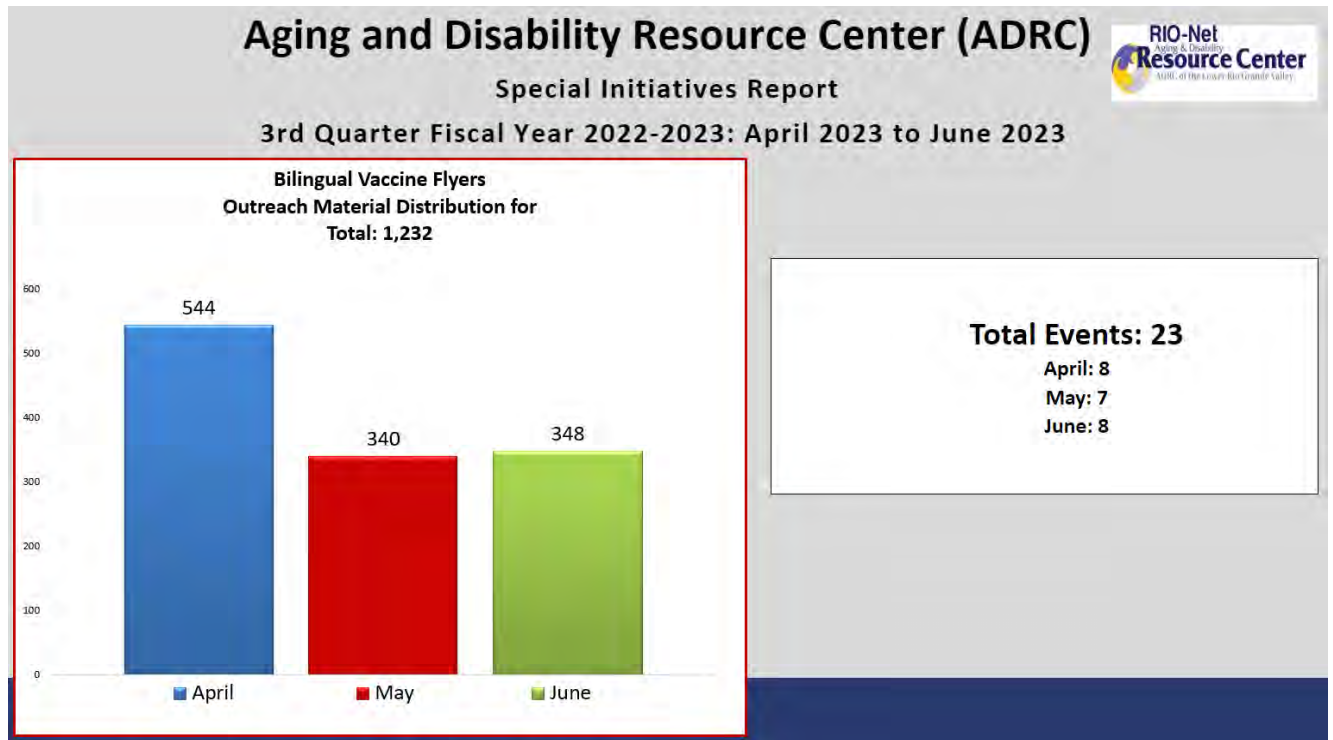
<b>Category</b>	<b>June Totals</b>	<b>July Totals</b>
Outreach Material Distribution of Vaccine Flyers	347	130

<b>Consumer Age Group</b>	<b>June Total (174)</b>	<b>July Totals (65)</b>
Consumers 60+	89	15
Consumer 59 and below	85	50

<b>Consumer Demographics</b>	<b>June Total</b>	<b>July Total</b>
Consumers with a Disability	8	0
Veterans	37	2
Consumer with a Caregiver	4	0



- **Special Initiatives Quarterly Report: April - June 2023**



**ITEM #5. C.**

**PUBLIC SAFETY**

Lower Rio Grande Valley Development Council  
Board of Directors Meeting

Wednesday, August 30, 2023

Item #5: Department Reports

C. Public Safety

Program Action Item ..... Cesar Merla, Assistant Director

1. Consideration and **ACTION** to approve the Homeland Security Advisory Committee (HSAC) Bylaws and Policies & Procedures for FY 2024-2025.

The Homeland Security Advisory Committee convened to deliberate and approve the Bylaws, Policies, and Procedures for the upcoming Fiscal Year 2024-2025. The steps aim to ensure that the committee operates efficiently, remains aligned with its objectives, and abides by the established protocols. The committee's commitment to these considerations will foster a structured approach to its work, contributing to advancing its mission in the Homeland Security Advisory Committee.

\*\*Due to file size, the (HSAC) Bylaws and Policies & Procedures for FY 2024-2025 can be accessed through the link provided on the email.



Lower Rio Grande Valley Development Council  
Board of Directors Meeting

Wednesday, August 30, 2023

Item #5: Department Reports

C. Public Safety

Program Action Item ..... Cesar Merla, Assistant Director

2. Consideration and **ACTION** to approve the Criminal Justice Advisory Committee (CJAC) Bylaws, Biennium Form, and Policies & Procedures for FY 2024-2025.

The Criminal Justice Advisory Committee convened to deliberate and approve the Bylaws, Biennium Form, and Policies and Procedures for the upcoming Fiscal Year 2024-2025. These steps ensure that the committee operates efficiently, remains aligned with its objectives, and abides by established protocols. The committee's commitment to these considerations will foster a structured approach to its work, contributing to advancing its mission in the Criminal Justice Advisory Committee.

\*\*Due to file size, the (CJAC) Bylaws, Biennium Form and Policies & Procedures for FY 2024-2025 can be accessed through the link provided on the email.

**Lower Rio Grande Valley Development Council  
Board of Directors Meeting**

Wednesday, August 30, 2023

**Item #5: Department Reports**

**C. Public Safety ..... Cesar Merla, Assistant Director**

**Criminal Justice Program**

- Staff hosted the Criminal Justice Advisory Committee (CJAC) sub-committee on July 12, 2023, at the Small Board Room.
- Staff attended the Criminal Justice Department (CJD) eGrants training on August 8, 2023, at Texas A&M International University in Laredo, TX.
- Staff hosted the Criminal Justice Advisory Committee (CJAC) on August 9, 2023, at the Ken Jones Executive Board Room,

**Homeland Security Program**

- Staff hosted the Homeland Security Advisory Committee (HSAC) sub-committee on July 12, 2023, at the Small Board Room.
- Staff attended virtual the Homeland Security Grants Division (HSGD) Conference call on July 13, 2023
- Staff assisted the Lower Rio Grande Valley Development Council Regional Police Academy (LRGVDC) Law Enforcement Recruiting Fair on July 13, 2023, at the Ken Jones Executive Board Room.
- Staff attended the virtual 2024 National Special Events Data Call Kickoff Conference Call and SLTT Webinar Schedule on July 17, 2023.
- Staff attended the 2023 Texas Councils of Government THIRA/SPR/IP Workshop on July 19-20, 2023, in Austin, TX
- Staff hosted the Cybersecurity and Infrastructure Security Agency (CISA) Tabletop Exercise on July 20, 2023, at the Ken Jones Executive Board Room

- Staff member attended the National Homeland Security Conference (NHSC) 2023 on July 24-27, 2023, in Chicago, IL
- Staff hosted RGV Emergency Training Alliance Board Meeting on July 27, 2023, at the Ken Jones Executive Board Room
- Staff attended the virtual Texas A&M Engineering Extension Service (TEEX) “Live Virtual Cyber Panel Discussion” on July 27, 2023
- Staff attended the virtual Homeland Security Information Network (HSIN) National Special Events Data Call on July 28, 2023
- Staff hosted the Homeland Security Advisory Committee meeting on August 3, 2023, at the Ken Jones Executive Board Room.
- Staff attended the Homeland Security Department (HLS) eGrants training on August 8, 2023, at Texas A&M International University in Laredo, TX.
- Staff attended the virtual Homeland Security Grants Division (HSGD) Regional Conference call on August 10, 2023.

**Lower Rio Grande Valley Development Council  
Board of Directors Meeting,**

**Wednesday, August 30, 2023**

**Item #5: Department Reports**

**C. Public Safety**

**LRGV Academy Status Reports**

- On Thursday, July 13, 2023, the LRGVDC hosted its first Law Enforcement Recruiting Fair. A total of 21 local agencies participated, and the event was open to the public.
- On Friday, July 14, 2023, the 18 cadets of the 219<sup>th</sup> Weslaco Night Academy graduated. The ceremony was held in San Juan at El Tabernaculo Church.
- As of Friday, July 21, 2023, the 27 cadets of the 221<sup>st</sup> Edinburg Day Academy successfully completed Chapter 29 Crisis Intervention Training (CIT).
- On Monday, July 31, 2023, the 23 cadets of the 220<sup>th</sup> Mission Day Academy graduated. The ceremony was held at the Mission Event Center.
- On August 8, 2023, Project Management Specialist Monic Galvan attended a Texas Office of the Governor eGrants training at the Texas A&M International University campus in Laredo.
- As of Saturday August 9, 2023, the 27 cadets of the 221<sup>st</sup> Edinburg Day Academy successfully completed Chapter 34 the Professional Driving Course.
- As of Saturday August 26, 2023, the 17 cadets of the 222<sup>nd</sup> Weslaco Night Academy successfully completed Chapter 23 of DWI Detection and Standardized Field Sobriety Testing.
- The LRGV Academy is not currently offering entrance exams. Both Academies that are tentative for September and November have reached the maximum number of applicants.

Pictured below are the 18 graduates of the  
219th Weslaco Night Academy



Pictured below are the 23 graduates of the  
220th Mission Day Academy



# Lower Rio Grande Valley Development Council Board of Directors Meeting

Wednesday, August 30, 2023

## Item #5: Department Reports

### C. Public Safety

#### Rio Grande Valley Emergency Communication District Status Report

- GIS Division

Our GIS Data Hub is now our primary website and can be found at [www.rgv911.org](http://www.rgv911.org). The GIS team has uploaded several informational maps that other public entities and the public can readily download. This data has streamlined our general information request process. We have created a map that will aid our local Fire departments in establishing better boundaries and an Emergency Service response map. We will do the same for local EMS providers that respond to 9-1-1 calls in the RGV9-1-1 region. In Late July, we collaborated with Nicole Azuara – Crime Victim Liaison at Hidalgo County Sheriff's Office, to create an online Echo Sector map for use by Sheriff deputies on the field. In August, team members Jacob and Monica took a Managing Geospatial Data class to learn intermediate-level ArcGIS data management. We also had our yearly ESRI planning session to discuss a project plan for 2024. Topics discussed were upgrading to the newest version of ArcGIS Enterprise, webhooks, and dashboards for field use.

- Community Engagement Division

Throughout June and July, Public Education initiatives on 9-1-1 emphasized the importance of accurate information during emergencies, using social media campaigns and informational flyers to spread awareness. During these months, the focus shifted to interactive events and community engagement. These efforts in both months aimed to empower the community with essential knowledge, ensuring a well-informed public ready to respond in times of crisis.

- First World Elder Abuse Awareness Day with a Loteria and Health Fair. - June 15<sup>th</sup>, 2023. Hosted by Willacy County District Attorney Victim Services Unit. This event was for residents 65 and older, so this was a great opportunity to educate senior citizens on the importance of registering their addresses with our department.
- The South Texas Senior Summit – June 22<sup>nd</sup>, 2023, organized by RGV Hispanic Chamber of Commerce. Our topic discussed was the importance of registering your address with the 911 department. This is vital for emergency response purposes. When you dial 911, emergency responders must know precisely where to go to assist.



- HUD Strong Family Initiative – June 30<sup>th</sup>, 2023. Hosted by the Pharr Housing Authority. Our educational topic was focused on accidental pocket calls to 9-1-1 (butt dials). While seemingly harmless, these accidental calls can strain emergency services and divert valuable resources from genuine emergencies. By educating individuals about the potential consequences of accidentally dialing 9-1-1, we can emphasize the importance of phone security measures, such as locking devices and using protective cases.
- In July, we used social media to spread knowledge and awareness about 911, educating the public on the correct usage of the emergency number through informative flyers.



- We continue assembling the RGVECD 1<sup>st</sup> Annual Public Safety Wellness Seminar. We are excited about finalizing the last details and expecting a big turnout. We want to make this event the greatest for all public safety.

### First World Elder Abuse Awareness Day with a Loteria and Health Fair



Pictured (above left) staff Maribel Alonzo handing out 9-1-1 information to event attendees.

## The South Texas Senior Summit



Pictured above are staff Ruby Garza and Maribel Alonzo engaging the community.

## HUD Strong Family Initiative



Pictured (above left) is staff Diana Castillo handing out items to the attendees. Pictured (above right) are all the organizations that participated in the event

- 9-1-1 | Information Technology



On August 9th – 13th, 2023, RGVECD’s Information Technology team attended the DEFCON 31 Cybersecurity/Hacker Convention. The convention provided a week’s worth of Cybersecurity seminars on various methods a lousy actor might use to exploit different computer hardware, including mobile device attacks, e-mail phishing techniques, and network intrusion methods. During the seminars, demonstrations of each method were explained, and a live demo of an actual security breach was shown, followed up with discussion and questions on how to prevent these types of threats from infiltrating your organization’s network.

During the event, numerous “Villages” or specialized groups delved into figuring out ways to breach systems, from a typical computer network to private and commercial radio, and even compromising the computerized controls of some of the latest automotive technology.

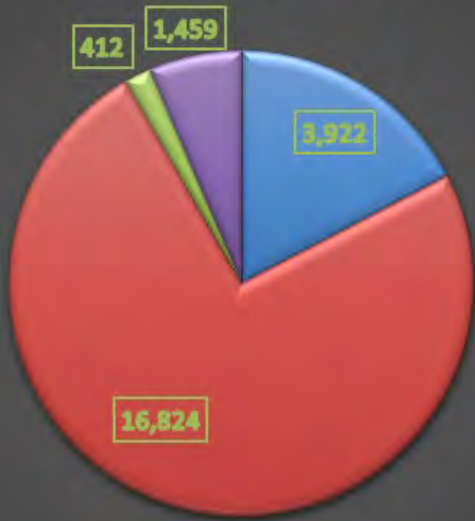


Our goal in attending this convention, along with other federal, state, and local agencies, was to learn what we could from the very community that bad actors stem from, witness the latest technology, and gain some added knowledge that can be used within our organization to combat these ever-increasing malicious cyber-attacks. We will effectively utilize what we learned to apply it to our current and future call-delivery infrastructure to safeguard the services we provide for our public safety partners and the community we serve.

**DEFCON 31 Cybersecurity/Hacker Convention, Clark Co.**




# 2023 Total Production : GIS



Created Address Points Updated Address Points Created Roads Updated Roads

## July - August 2023 Mapping Features





# 1ST ANNUAL PUBLIC SAFETY WELLNESS SEMINAR 2023



**DAVID ATKINS**  
Keynote Speaker



**TREY SERNA**  
KRGV NEWS ANCHOR  
Master of Ceremonies



**RAUL RIVAS**  
Keynote Speaker



**14**   
**SEPTEMBER**  
**2023**

**9AM - 1PM**

McAllen Convention Center  
700 Convention Center Blvd,  
McAllen TX 78501



**SCAN CODE TO REGISTER**



 956-682-3481

 [www.RGV911.org](http://www.RGV911.org)

**ITEM #5. D.**

**TRANSPORTATION**

Lower Rio Grande Valley Development Council  
Board of Directors Meeting

Wednesday, August 30, 2023

Item #5: Department Reports

D. Transportation

Valley Metro Status Report ..... Tom Logan, Director

1. Consideration and **ACTION** to Approve the Valley Metro Vehicle Policy and Facility Maintenance Plan Revisions.

Staff requests Board approval to adopt Valley Metro Operating Policies and Procedures Revisions. Revisions include:

- A. Needed updates to language throughout the policy and incorporated Work Order Processes and Procedures.
- B. Maintenance and Service Inspections: Scheduled Mechanical and Maintenance Inspections from current “performed routinely” to “OEM recommended intervals” Page 5.
- C. Preventive Maintenance Scheduling: change from “At every 5,00 miles” to “OEM recommended intervals” Page 5.

Following a preventive maintenance schedule according to OEM recommendations is the best way to optimize our fleet’s safety, reliability, fuel efficiency, and life. Adopting these revisions will ensure Valley Metro/LRGVDC complies with FTA and TxDOT transit program requirements and regulations.

# Lower Rio Grande Valley Development Council Board of Directors Meeting

Wednesday, August 30, 2023

## Item #5: Department Reports

### D. Transportation

Valley Metro Status Report ..... Tom Logan, Director of Regional Transit

- Ridership Report

Valley Metro provides regional transportation service of both **Rural** and **Urban** transit systems in the five-county region of the Rio Grande Valley. The **Urban System** is provided in Cameron, Hidalgo, and Starr Counties and includes UTRGV Ridership. Services run Monday – Saturday from 6:00 a.m. to 10:00 p.m. The **Rural System** operates in the rural areas of Cameron, Hidalgo, Willacy, Starr, and Zapata Counties. Services run Monday – Sunday from 6:00 a.m. to 9:00 p.m.

Valley Metro met with TxDOT for the quarterly Financial Monitoring Review and a tour of the transit facility on June 8. Meetings were held with UTRGV, the City of San Benito, Brownsville Metro, and South Padre Island Metro to discuss ongoing and upcoming transit projects.

#### Breakdown of Ridership per system:

RIDERSHIP BY SYSTEM													
Agency	Sept	Oct	Nov	Dec	Jan	Feb	Mar	Apr	May	June	July	TOTAL	% Change
VALLEY METRO	24,680	24,278	19,760	18,450	23,027	22,927	26,720	25,018	23,958	22,481	21,962	253,261	-2%
UTRGV	44,388	46,384	38,037	15,184	24,617	43,506	35,837	38,321	12,899	12,330	11,969	323,472	-3%
STC	334	292	243	66	243	254	180	246	83	22	19	1,982	-14%
TSTC	297	315	114	100	88	98	91	102	38	37	47	1,327	27%
<b>Total</b>	<b>69,699</b>	<b>71,269</b>	<b>58,154</b>	<b>33,800</b>	<b>47,975</b>	<b>66,785</b>	<b>62,828</b>	<b>63,687</b>	<b>36,978</b>	<b>34,870</b>	<b>33,997</b>	<b>580,042</b>	<b>-3%</b>

#### Regional Transportation Advisory Panel (RTAP) Activity:

- RTAP committee and sub-committee have begun in-person meetings held bi-monthly. A presentation was made by Valley Association for Independent Living (VAIL) on Travel Training and how the program assists the elderly and people with disabilities. Partnering Transit agencies provided individual updates on efforts to better inform the public of the available transportation resources. The subcommittee continued to address the needs and gaps of the 5-year Transit Plan.
- Valley Metro’s Planning Department staff continues to hold public involvement events. The events highlight the modes of travel available to the public within their perspective city and region. We are currently working on events in the Rural areas of the Rio Grande Valley.





# VALLEY METRO - REGIONAL TRANSIT SERVICE DEPARTMENT

Valley Metro's mission is to provide safe and reliable transportation options that connect our community to opportunity, support economic vitality, and enhance quality of life throughout the Rio Grande Valley.



## Serving the RGV's Five-County Region:

- Cameron
- Hidalgo
- Starr
- Willacy
- Zapata

## Proudly serving:

- General public
- Elderly, over 60
- Persons with Disabilities
- Veterans
- People with Medicare/Medicaid
- Students, Faculty, and Staff from schools and institutions of higher learning

## Types of Systems Provided

- **21 Fixed Routes**  
Providing service in the counties of Hidalgo, Cameron, and Rio Grande City. (with advanced notice, most routes may deviate up to 1/2 mile of the main route)
- **3 RGV Metro Express (limited stops)**  
Connecting Brownsville, Harlingen, McAllen, Edinburg, and Port Isabel
- **5 Demand Response**  
Serving Willacy, Starr, and Zapata Counties
- **5 Microtransit-Fast Ride**  
Serving Cameron and Hidalgo County, City of Edinburg, Mission to Sullivan City, and San Benito to Brownsville on Military Road.
- **B-Cycle**  
Available in McAllen, Harlingen, and Brownsville.



## VALLEY METRO TRANSIT TERMINAL LOCATIONS

- ❖ Edinburg - 617 West University
- ❖ Weslaco - 510 S. Pleasantview
- ❖ Harlingen - 1216 Fair Park Blvd.
- ❖ Rio Grande City - 407 E. Mirasoles

## Valley Metro Fares:

- Regular Fare - \$2.00
- Discounted fares - \$1.00 for the following:
  - Students and faculty,
  - Persons with disability
  - Elderly over 60
  - Veterans
  - Medicare recipients
- 20-Ride Pass - \$20.00
- (\$10.00 with discount)
- Transfers \$1.00
- Other fares vary by service

Passes may be purchased on the bus routes or at LRGVDC 301 W. Railroad, Weslaco, TX

## VM Transit Website



Route Maps with locations



ValleyMetro Weslaco

## Ride Systems



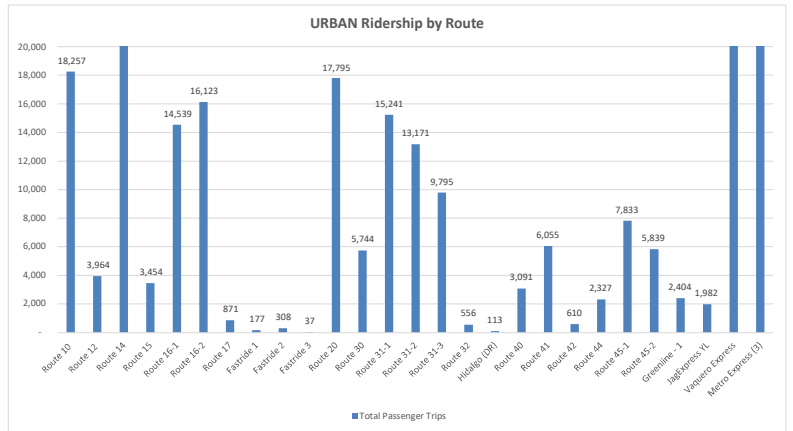
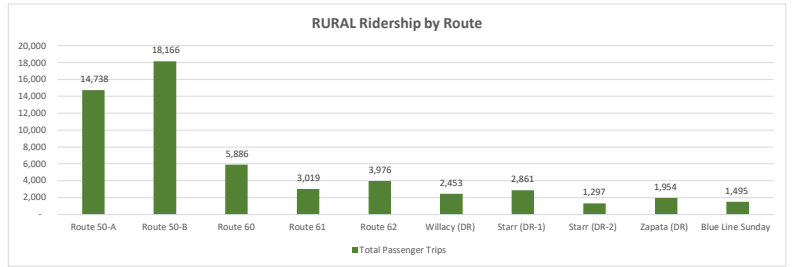
Track our buses in real time



# VM Regional Call Center 1-800-574-8322

**RIDERSHIP COUNT  
YEAR TO DATE FY 2023 (July)**

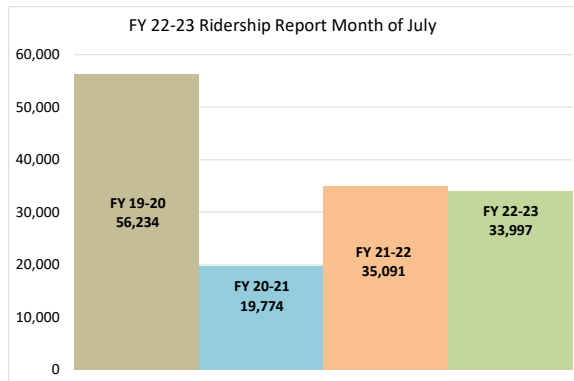
	Route	Total Passenger Trips	Route Activity	Area(s) Served
1	Route 50-A	14,738	3%	Brownsville, Port Isabel
2	Route 50-B	18,166	3%	Brownsville, Port Isabel
3	Route 60	5,886	1%	Roma, Rio Grande City
4	Route 61	3,019	1%	Rio Grande City
5	Route 62	3,976	1%	Rio Grande City
6	Willacy (DR)	2,453	0%	Willacy County
7	Starr (DR-1)	2,861	0%	Starr County
8	Starr (DR-2)	1,297	0%	Starr County
9	Zapata (DR)	1,954	0%	Zapata County
10	Blue Line Sunday	1,495	0%	Brownsville, Port Isabel
11	Route 10	18,257	3%	Edinburg
12	Route 12	3,964	1%	Edcouch, Elsa, Edinburg
13	Route 14	20,102	3%	Edinburg
14	Route 15	3,454	1%	Edinburg
15	Route 16-1	14,539	3%	Courthouse Circulator
16	Route 16-2	16,123	3%	Courthouse Circulator
17	Route 17	871	0%	Edinburg T-line
18	Fastride 1	177	0%	Edinburg
19	Fastride 2	308	0%	Hidalgo County
20	Fastride 3	37	0%	Cameron County
21	Route 20	17,795	3%	Mission
22	Route 30	5,744	1%	Pharr, San Juan
23	Route 31-1	15,241	3%	Cameron-Hidalgo County
24	Route 31-2	13,171	2%	Hidalgo-Cameron County
25	Route 31-3	9,795	2%	Cameron-Hidalgo County
26	Route 32	556	0%	Donna
27	Hidalgo (DR)	113	0%	City of Hidalgo
28	Route 40	3,091	1%	Harlingen
29	Route 41	6,055	1%	Harlingen
30	Route 42	610	0%	San Benito
31	Route 44	2,327	0%	Primera, La Feria, Santa Rosa
32	Route 45-1	7,833	1%	Cameron County
33	Route 45-2	5,839	1%	Cameron County
34	Greenline - 1	2,404	0%	Rio Grande City
35	JagExpress YL	1,982	0%	Weslaco, Pharr, McAllen
36	Vaquero Express	323,472	56%	Edinburg
37	Metro Express (3)	30,337	5%	Rio Grande Valley
	<b>TOTAL</b>	<b>580,042</b>	<b>100%</b>	<b>**Total Ridership Count subject to change when finalized</b>



Active Routes	Rural	Urban	Total
<b>Flex Routes</b>	6	18	24
<b>Demand Response</b>	6	4	10
<b>Fixed-Metro Express</b>	0	3	3
	<b>12</b>	<b>25</b>	<b>37</b>

YEAR TO DATE RIDERSHIP REPORT			
Year to Date - July 2023	Prior Year July 2022	DIFFERENCE	% DIFFERENCE
<b>580,042</b>	406,100	173,942	43%

\* Rural service - service in rural low -population areas outside of urbanized areas \* Urban service- service between or within urbanized areas



Fiscal Year	Sept	Oct	Nov	Dec	Jan	Feb	Mar	Apr	May	June	July	Aug	Total	Difference	%Change
FY 2019-2020	78,440	91,930	74,137	44,709	72,199	84,562	75,604	85,670	50,318	56,330	56,234	64,773	834,906	145,243	21%
FY 2020-2021	17,149	19,332	16,190	16,072	16,620	14,611	19,300	18,169	18,080	19,842	19,774	31,381	226,520	-608,386	-73%
FY 2021-2022	42,242	40,558	37,262	26,918	22,233	53,128	45,400	44,843	28,314	30,112	35,091	24,384	430,484	203,964	90%
FY 2022-2023	69,699	71,269	58,154	33,800	47,975	66,785	62,828	63,687	36,978	34,870	33,997	0	580,042	149,558	35%
Monthly Change from Previous FY	27,457	30,711	20,892	6,882	25,742	13,657	17,428	18,844	8,664	4,758	-1,094	-24,384	149,558		
Percent Change	65%	76%	56%	26%	116%	26%	38%	42%	31%	16%	-3%				



# FY 2022 VALLEY METRO RIDERSHIP REPORT

## RIDERSHIP BY CITIES - PICK-UP LOCATION

CITY	Sept	Oct	Nov	Dec	Jan	Feb	Mar	Apr	May	June	July	Aug	TOTAL
Hidalgo	28	21	17	20	27	0	0	0	0	0	0	0	113
Edinburg	7,420	7,093	5,812	3,726	5,936	7,208	8,026	7,865	5,747	4,451	4,204	0	67,488
UTRGV Edinburg	44,388	46,384	38,037	15,184	24,617	43,506	35,837	38,321	12,899	12,330	11,969	0	323,472
Pharr	902	948	676	640	931	929	1,183	1,026	983	1,199	1,079	0	10,496
Mission	730	677	523	706	752	620	815	703	720	821	760	0	7,827
McAllen	3,934	3,860	3,173	3,370	4,219	3,403	4,149	3,905	4,239	3,874	3,869	0	41,995
San Carlos	27	44	47	32	28	30	32	35	31	21	26	0	353
Elsa	50	42	43	52	54	59	70	71	45	23	27	0	536
Edcouch	29	19	21	42	25	22	28	38	43	32	31	0	330
La Villa	26	28	23	34	44	21	26	24	13	38	21	0	298
San Juan	297	320	282	304	367	340	426	493	502	475	476	0	4,282
Alamo	275	289	260	301	337	268	350	278	350	301	269	0	3,278
Donna	269	240	191	279	467	370	393	425	458	454	376	0	3,922
Weslaco	807	746	603	485	800	695	762	767	619	583	481	0	7,348
Mercedes	178	178	207	279	209	173	227	300	262	254	347	0	2,614
La Feria	122	104	88	132	169	171	189	209	247	239	218	0	1,888
Harlingen	1,560	1,467	1,356	1,474	1,549	1,678	2,014	1,859	2,003	1,819	1,730	0	18,509
San Benito	172	134	151	272	216	310	319	259	146	157	162	0	2,298
Brownsville	3,836	3,899	2,921	3,037	3,219	2,949	3,553	3,292	3,700	3,742	4,017	0	38,165
Santa Rosa	45	17	51	54	64	87	79	54	54	70	57	0	632
Los Fresnos	338	333	255	251	282	270	230	238	209	193	178	0	2,777
Laguna Vista	184	216	138	173	235	218	187	195	153	163	173	0	2,035
Laguna Heights	207	199	127	216	205	163	226	198	134	123	120	0	1,918
Port Isabel	1,220	1,294	860	990	1,291	1,126	1,360	1,171	1,364	1,355	1,484	0	13,515
Rio Grande City	1,937	1,921	1,559	1,075	1,187	1,410	1,422	1,258	1,164	1,237	1,115	0	15,285
Willacy County	243	250	230	198	178	229	261	190	223	233	218	0	2,453
Starr County	315	384	362	297	364	347	425	376	473	452	363	0	4,158
Zapata County	155	159	141	164	175	173	220	127	190	225	225	0	1,954
<b>Total</b>	<b>69,699</b>	<b>71,269</b>	<b>58,154</b>	<b>33,800</b>	<b>47,975</b>	<b>66,785</b>	<b>62,828</b>	<b>63,687</b>	<b>36,978</b>	<b>34,870</b>	<b>33,997</b>	<b>0</b>	<b>580,042</b>

### RIDERSHIP BY SYSTEM

Agency	Sept	Oct	Nov	Dec	Jan	Feb	Mar	Apr	May	June	July	Aug	TOTAL
VALLEY METRO	24,680	24,278	19,760	18,450	23,027	22,927	26,720	25,018	23,958	22,481	21,962	0	253,261
UTRGV	44,388	46,384	38,037	15,184	24,617	43,506	35,837	38,321	12,899	12,330	11,969	0	323,472
STC	334	292	243	66	243	254	180	246	83	22	19	0	1,982
TSTC	297	315	114	100	88	98	91	102	38	37	47	0	1,327
<b>Total</b>	<b>69,699</b>	<b>71,269</b>	<b>58,154</b>	<b>33,800</b>	<b>47,975</b>	<b>66,785</b>	<b>62,828</b>	<b>63,687</b>	<b>36,978</b>	<b>34,870</b>	<b>33,997</b>	<b>0</b>	<b>580,042</b>

### RURAL AND URBAN COUNT

AREA	Sept	Oct	Nov	Dec	Jan	Feb	Mar	Apr	May	June	July	Aug	TOTAL
Rural	5,900	6,104	4,587	4,473	5,029	4,998	5,713	4,990	5,265	5,526	5,664	0	58,249
Urban	63,799	65,165	53,567	29,327	42,946	61,787	57,115	58,697	31,713	29,344	28,333	0	521,793
<b>Total</b>	<b>69,699</b>	<b>71,269</b>	<b>58,154</b>	<b>33,800</b>	<b>47,975</b>	<b>66,785</b>	<b>62,828</b>	<b>63,687</b>	<b>36,978</b>	<b>34,870</b>	<b>33,997</b>	<b>0</b>	<b>580,042</b>

### RIDERSHIP BY COUNTY

COUNTY	Sept	Oct	Nov	Dec	Jan	Feb	Mar	Apr	May	June	July	Aug	TOTAL
Hidalgo County	59,365	60,892	49,915	25,460	38,819	57,644	52,328	54,254	26,916	24,862	23,935	0	474,390
Cameron County	7,684	7,663	5,947	6,606	7,252	6,982	8,172	7,482	8,012	7,861	8,141	0	81,802
Willacy County	243	250	230	198	178	229	261	190	223	233	218	0	2,453
Starr County	2,252	2,305	1,921	1,372	1,551	1,757	1,847	1,634	1,637	1,689	1,478	0	19,443
Zapata County	155	159	141	164	175	173	220	127	190	225	225	0	1,954
<b>Total</b>	<b>69,699</b>	<b>71,269</b>	<b>58,154</b>	<b>33,800</b>	<b>47,975</b>	<b>66,785</b>	<b>62,828</b>	<b>63,687</b>	<b>36,978</b>	<b>34,870</b>	<b>33,997</b>	<b>0</b>	<b>580,042</b>

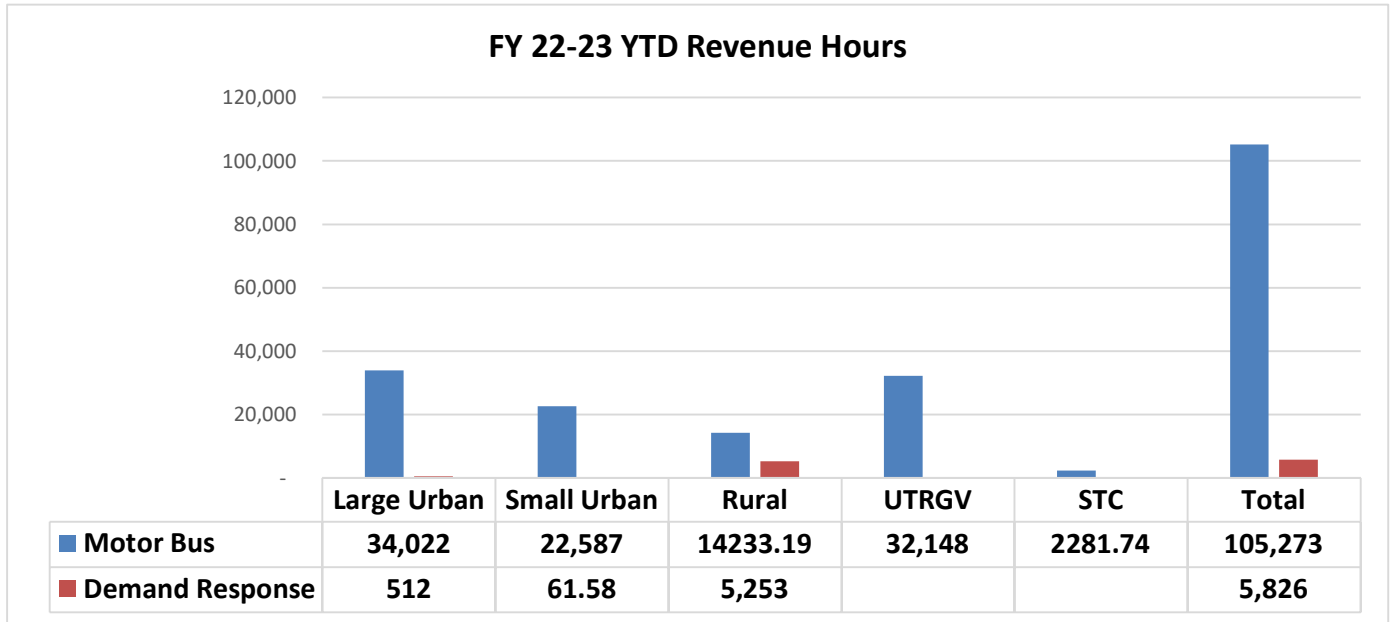
### RIDERSHIP BY PRECINCTS

PRECINCT	Sept	Oct	Nov	Dec	Jan	Feb	Mar	Apr	May	June	July	Aug	TOTAL
Precinct 1	3,655	3,594	3,035	3,456	4,400	3,660	4,410	4,171	4,514	4,423	3,894	0	43,212
Precinct 2	7,191	7,140	5,690	6,334	8,198	6,576	8,208	7,555	8,275	7,999	7,435	0	80,601
Precinct 3	1,549	1,610	1,231	1,473	1,833	1,415	1,849	1,606	1,729	1,777	1,723	0	17,795
Precinct 4	57,041	58,705	48,216	24,034	36,969	55,776	50,135	52,065	24,992	23,048	21,963	0	452,944
Harlingen MPO Area	2,077	1,900	1,853	2,218	2,229	2,429	2,843	2,688	2,714	2,539	2,516	0	26,006

**Year to Date 2022-2023**

**Distribution of Revenue Hours**

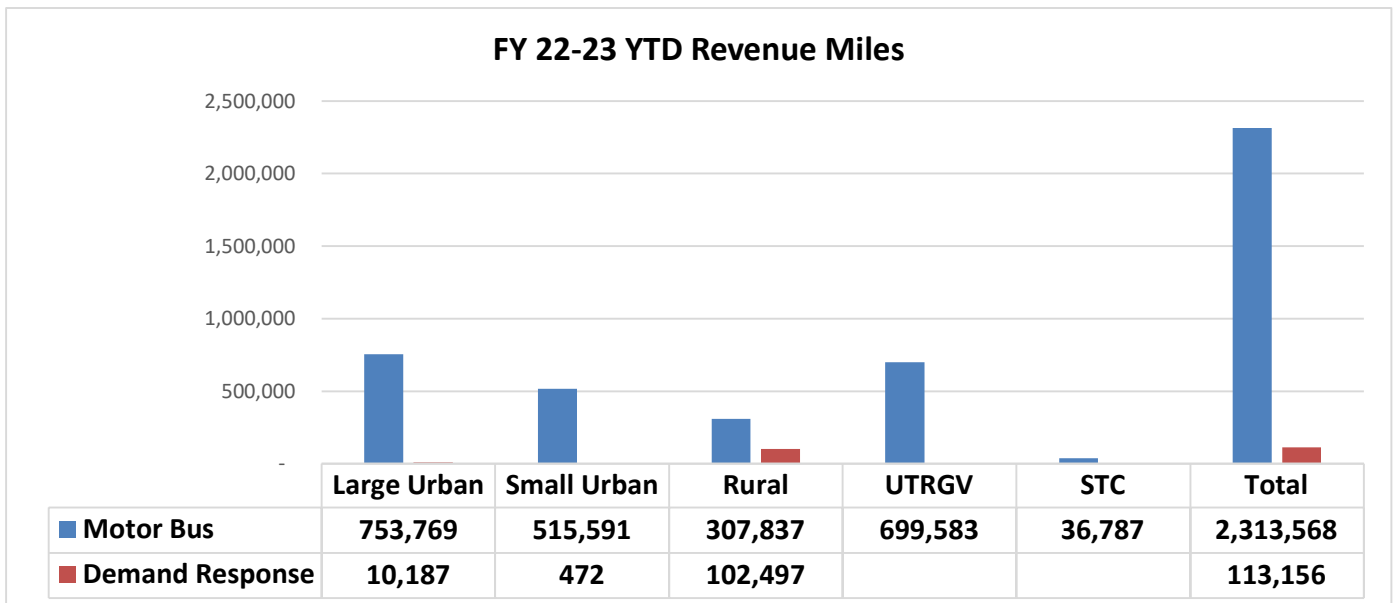
	Large Urban	Small Urban	Rural	UTRGV	STC	Total
Motor Bus	34,022	22,587	14233.19	32,148	2281.74	105,273
Demand Response	512	61.58	5,253			5,826



**Year to Date 2022-2023**

**Distribution of Revenue Miles**

	Large Urban	Small Urban	Rural	UTRGV	STC	Total
Motor Bus	753,769	515,591	307,837	699,583	36,787	2,313,568
Demand Response	10,187	472	102,497			113,156





# FY 2022-2023 Valley Metro

## TSTC MONTHLY PASSENGER COUNT

Routes	31-1	31-2	31-3	40	41	42	43	44	50-A	50-B	Fast Ride 3	Willacy	Direct RT 45-1	Direct RT 45-2	Total
September	0	0	0	1	15	0	0	0	0	0	37	1	179	64	297
October	0	0	0	4	19	0	0	1	0	0	0	1	255	35	315
November	0	0	0	12	19	0	0	1	0	0	0	11	66	5	114
December	0	0	0	5	9	2	0	2	0	0	0	2	62	18	100
January	0	0	0	1	28	3	0	0	0	2	0	3	46	5	88
February	0	0	0	0	23	13	0	5	0	14	0	0	41	2	98
March	0	0	4	6	41	11	0	4	0	5	0	5	13	2	91
April	2	1	7	6	21	15	0	3	1	5	0	0	36	5	102
May	0	0	4	1	8	0	0	0	1	0	0	0	12	12	38
June	0	0	3	4	13	0	0	8	1	0	0	0	4	4	37
July	0	3	2	9	8	0	0	18	0	0	0	0	5	2	47
August	0	0	0	0	0	0	0	0	0	0	0	0	0	0	0
<b>Total</b>	<b>2</b>	<b>4</b>	<b>20</b>	<b>49</b>	<b>204</b>	<b>44</b>	<b>0</b>	<b>42</b>	<b>3</b>	<b>26</b>	<b>37</b>	<b>23</b>	<b>719</b>	<b>154</b>	<b>1,327</b>
<b>FY 2021-2022</b>	<b>4</b>	<b>9</b>	<b>9</b>	<b>0</b>	<b>1</b>	<b>0</b>	<b>0</b>	<b>29</b>	<b>1</b>	<b>0</b>	<b>0</b>	<b>0</b>	<b>18</b>	<b>91</b>	<b>162</b>
Change Over Previous FY	4	9	9	49	203	44	0	13	2	26	37	23	701	63	1,165

	Sept.	Oct.	Oct.	Nov.	Dec.	Jan.	Feb.	Mar.	Apr.	May	June	July	Aug	Total
Direct Routes	243	290	350	71	80	51	43	15	41	24	8	7	0	1,223
Indirect Routes	54	25	25	43	20	37	55	76	61	14	29	40	0	479
Monthly Total	297	315	375	114	100	88	98	91	102	38	37	47	0	1,702

2022 - 2023 Valley Metro Routes TSTC Student Passenger Count

